



Kenai Peninsula Borough

CARES Act Coronavirus Relief Fund

Assembly Work Session Presentation ~ June 11, 2020 ~ 2:00 PM

Project Introduction: The Bullet Points

- \$ Fund uses and restrictions**
- \$ Payment Installments**
- \$ Application Process**
- \$ Transparency and Public Engagement**
- \$ Program Demobilization**

CARES Act: Coronavirus Relief Fund

- Ⓢ Social Security Act, Section 601**
- Ⓢ OMB Unified Guidance 2 CFR 200**
- Ⓢ Borough Code of Ordinances**
- Ⓢ Alaska State Statutes**

Relief Fund Payments & Proposed Spending Plan




PAYMENT #1

- Businesses/Nonprofits
- Sales tax waivers
- Hospital Protective Measures
- Volunteer Fire Departments
- KPB Fire & EMS, Response, and Personnel costs
- Absentee Vote-by-Mail
- Public Access through Technology - Phase 1



PAYMENT #2

- School District Projects
- Mass Testing Equipment
- Building Retrofits
- IMT & Telework Remote Work Kits/Upgrades
- GIS Upgrades for Remote Assessments
- Public Access through Technology - Phase 2



PAYMENT #3

- Second Distribution to Businesses/Nonprofits
- Solid Waste Disposal Sites
- FY21 KPB personnel, response, recovery costs
- Lost Revenue*

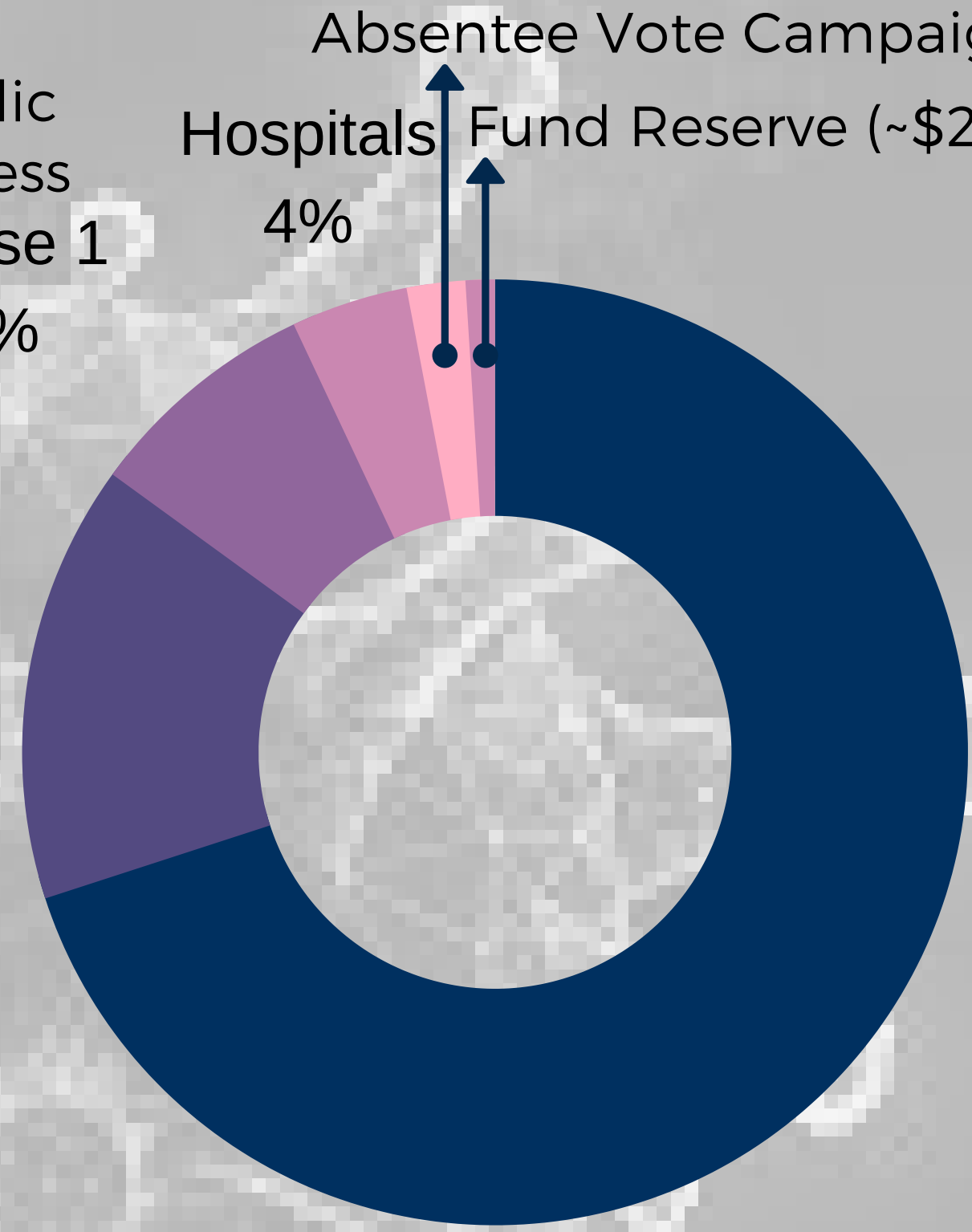
PAYMENT #1 = \$21,325,715

Public Access through Technology Phase 1

- Remote meeting integration in chambers, remote site public meeting hard/software
- Retrofit Chambers - physical distancing
- Improved public access to internet, i.e. towers and communication infrastructure grants.

KPB Departments, Service Areas response, supplies, and personnel Costs (06/30/20)
15%

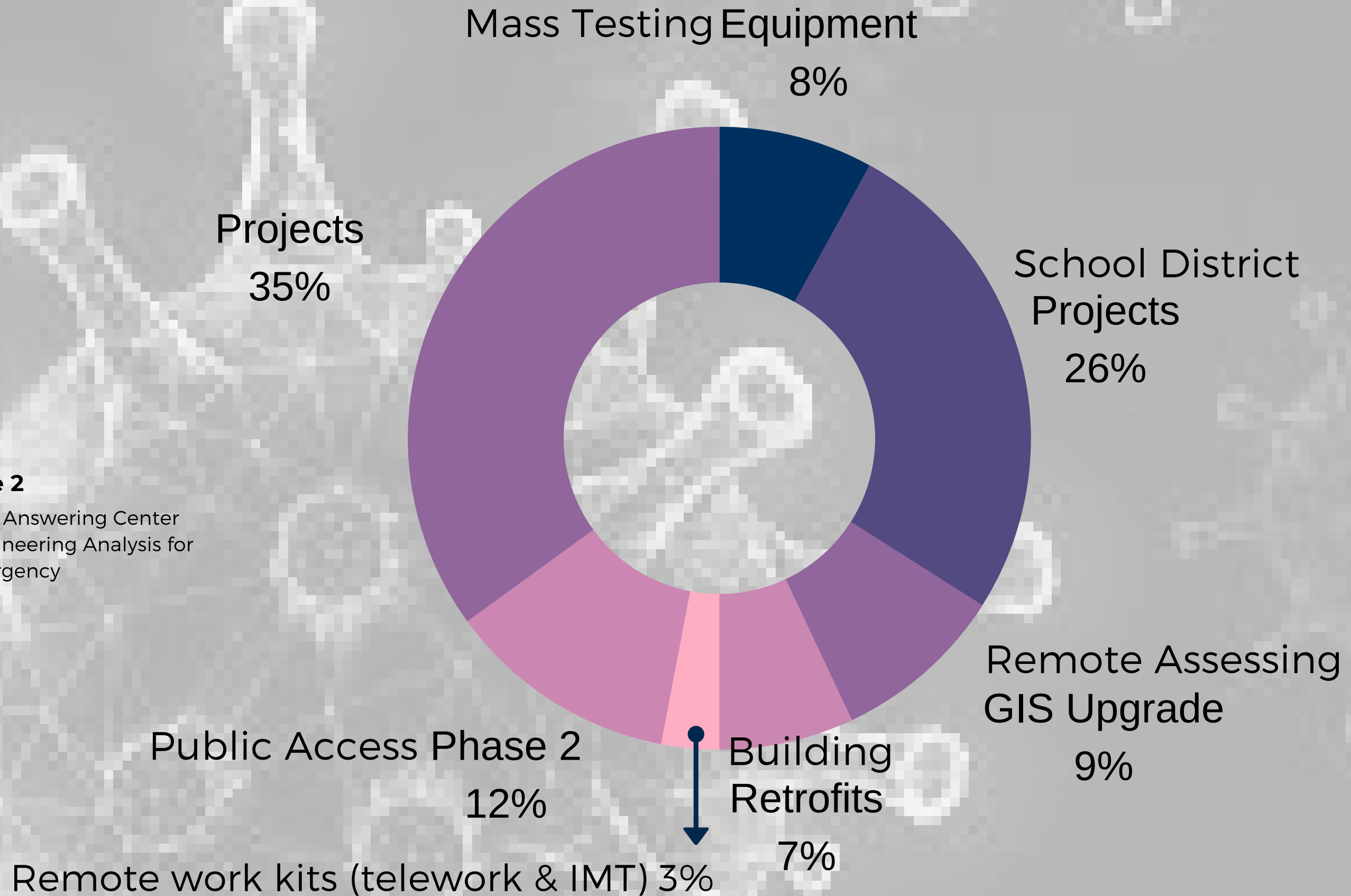
Public Access Phase 1
8%



Hospitals 4%
Absentee Vote Campaign 2%
Fund Reserve (~\$2M) 1%

Businesses/Nonprofits, KPB Sales Tax Penalty Waivers, and Volunteer Fire Departments
70%

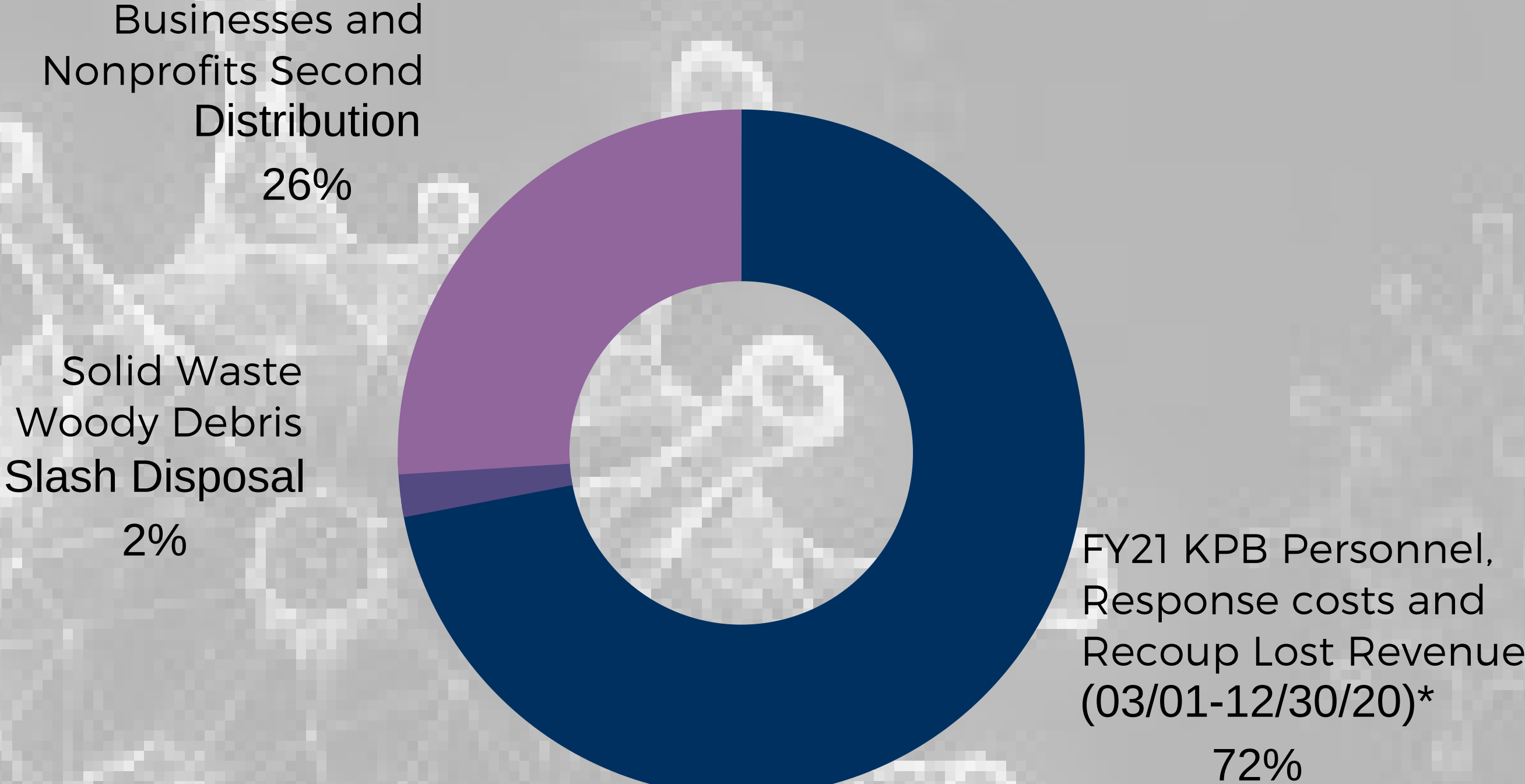
PAYMENT #2 = \$6,453,094 (80%)



Public Access Phase 2

- 9-1-1 Backup Dispatch Answering Center
- Communications Engineering Analysis for redundancy and emergency communications

PAYMENT #3 + 20% OF PAYMENT #2 = \$9,679,640



*Pending CARES Act amendment

BUSINESSES & NONPROFITS: Pre-award to Closeout



Eligibility and Verification

1. Sales Tax History, 990 and/or IRS Schedule C
2. KPB Compliance
3. Application (online option)
4. Certification & Self-attestation
5. Finance threshold verification
6. Grant Program Review
7. Payment Release



Award Thresholds

- \$20K - \$50K = up to \$1,500
- \$50K - \$100K = up to \$4,500
- \$100K - \$250K = up to \$11,250
- \$250K - \$500K = up to \$17,500
- >\$500K = up to \$28,000



Accountability and Closeout

1. Oversight and test awards
2. Issue grant agreements for large awards
3. Adhere to federal regulations
4. Adhere to KPB code and AK Statutes

PUBLIC TRUST: Project Tracking & Transparency

- SharePoint - Common Operation Picture**
- Informational Campaign**
- Facebook Live/Call Center Event(s)**
- GIS Dashboard - Life to Date Actions**
- In-person Application Sites**
- Communications w/ State Programs & Cities**


WHOLE TEAM: Project Engagement & Demobilization



POLICY MAKERS
and
ADMINISTRATION



DEPARTMENTS
DIVISIONS
and
SCHOOL
DISTRICT



SERVICE AREAS
First Responders
Hospitals
Recreation
Roads




EMERGENCY
MANAGEMENT
and
DISPATCH
CENTER



CITIZENS
COMMUNITIES
CITIES
and
PARTNERS

Questions & Comments



BRENDA AHLBERG

Community & Fiscal Projects Manager

bahlberg@kpb.us

907-714-2153

Segments	Account Number	Revised Budget	LTD Actuals	Total Encumbered	Total Committed	Amount Remaining	Increase (decrease)	Proposed revised budget	New remaining funds
CAR01	GRANTS TO SMALL BUSINESS/NONPROFIT/SR CENTERS	15,000,000.47	10,686.66	2,325.90	13,012.56	14,986,987.91	(8,134,023.00)	6,865,977.47	6,852,964.91
	WAIVERS FOR SALES TAX PENALTIES Changed to SINGLE AUDIT FEES	25,000.00	0.00	0.00	0.00	25,000.00		25,000.00	25,000.00
CAR03	REIMB HOSPITAL COSTS	800,000.00	0.00	400,000.00	400,000.00	400,000.00		800,000.00	400,000.00
CAR04	VOLUNTEER FIRE & EMS	70,000.00	0.00	0.00	0.00	70,000.00	130,000.00	200,000.00	200,000.00
CAR05	FIRE & EMS SA PERSONNEL COSTS	2,800,000.00	1,736,609.87	0.00	1,736,609.87	1,063,390.13	236,609.87	3,036,609.87	1,300,000.00
CAR06	KPB EMERG RESPONSE-PPE-PERSONNEL	500,000.00	553,167.03	12,093.57	565,260.60	(65,260.60)	531,695.07	1,031,695.07	466,434.47
CAR07	ABSENTEE VOTE BY MAIL	600,000.00	0.00	0.00	0.00	600,000.00		600,000.00	600,000.00
CAR08	TECH-REMOTE MEETING INTEGRATION	80,000.00	1,378.54	0.00	1,378.54	78,621.46		80,000.00	78,621.46
CAR09	TECH-COMMUNICATIONS TOWER SITE DVLPMT	2,000,000.00	0.00	0.00	0.00	2,000,000.00		2,000,000.00	2,000,000.00
CAR10	TECH-RETROFIT ASSEMBLY CHAMBERS	200,000.00	0.00	0.00	0.00	200,000.00		200,000.00	200,000.00
CAR11	KPBSD RESPONSE & PREPAREDNESS	1,700,000.00	1,563.22	5,250.00	6,813.22	1,693,186.78	(1,300,000.00)	400,000.00	393,186.78
CAR12	HOSPITAL TESTING EQUIPMENT	650,000.00	0.00	0.00	0.00	650,000.00		650,000.00	650,000.00
CAR13	RETROFIT KPB FACILITIES	500,000.00	9,223.39	664.84	9,888.23	490,111.77	1,831,695.06	2,331,695.06	2,321,806.83
CAR14	TECH-IMT REMOTE WORK-PC UPGRADES	67,000.00	0.00	39,329.76	39,329.76	27,670.24		67,000.00	27,670.24
CAR15	TECH-REMOTE WORK KITS FOR TELEWORK	116,000.00	15,015.91	5,234.64	20,250.55	95,749.45		116,000.00	95,749.45
CAR16	GIS UPDATE FOR REMOTE ASSESSMENT	600,000.00	0.00	0.00	0.00	600,000.00		600,000.00	600,000.00
CAR17	TECH-911 BACKUP DISPATCH ANSWERING CENTER	802,000.00	0.00	0.00	0.00	802,000.00	200,000.00	1,002,000.00	1,002,000.00
CAR18	TECH-COMMUNICATIONS ENGINEERING ANALYSIS	100,000.00	0.00	0.00	0.00	100,000.00		100,000.00	100,000.00
CAR19	GRANTS TO SMALL BUSINESS-2ND DISTRIBUTION	3,648,449.00	0.00	0.00	0.00	3,648,449.00	(1,630,000.00)	2,018,449.00	2,018,449.00
CAR20	SOLID WASTE DEBRIS/SLASH DISPOSAL	200,000.00	0.00	0.00	0.00	200,000.00		200,000.00	200,000.00
	FY21 KPB RESPONSE-PPE-PERSNL & RECOUP LOST								
CAR21	REVENUE	7,000,000.00	0.00	0.00	0.00	7,000,000.00		7,000,000.00	7,000,000.00
CAR22	CITY ALLOCATION	0.00	0.00	0.00	0.00	0.00	8,134,023.00	8,134,023.00	8,134,023.00
Totals:		37,458,449.47	2,327,644.62	464,898.71	2,792,543.33	34,665,906.14	0.00	37,458,449.47	34,665,906.14
							37,458,449.47	TRUE	TRUE
							TRUE		

Count borough wide	Count outside the cities	Estimated Gross Revenues		Sales tax collected		Kenai Grant (Reference) <i>up to</i>	Borough grants		Borough High Range	
							<i>bottom</i>	<i>Up to</i>	<i>bottom</i>	<i>Up to</i>
2,247	881	-	20,000.00	-	600.00	-	-	-	-	-
1,241	500	20,000.00	50,000.00	600.00	1,500.00	-	-	1,750.00	-	875,000.00
833	300	50,000.00	100,000.00	1,500.00	3,000.00	2,500.00	1,750.00	3,500.00	525,000.00	1,050,000.00
835	225	100,000.00	250,000.00	3,000.00	7,500.00	5,000.00	3,500.00	8,750.00	787,500.00	1,968,750.00
471	200	250,000.00	500,000.00	7,500.00	15,000.00	7,500.00	8,750.00	17,500.00	1,750,000.00	3,500,000.00
826	200	500,000.00	1,000,000.00	15,000.00	30,000.00	10,000.00	17,500.00	35,000.00	3,500,000.00	7,000,000.00
6,453	2,306								6,562,500.00	14,393,750.00
	4,147	inside cities								