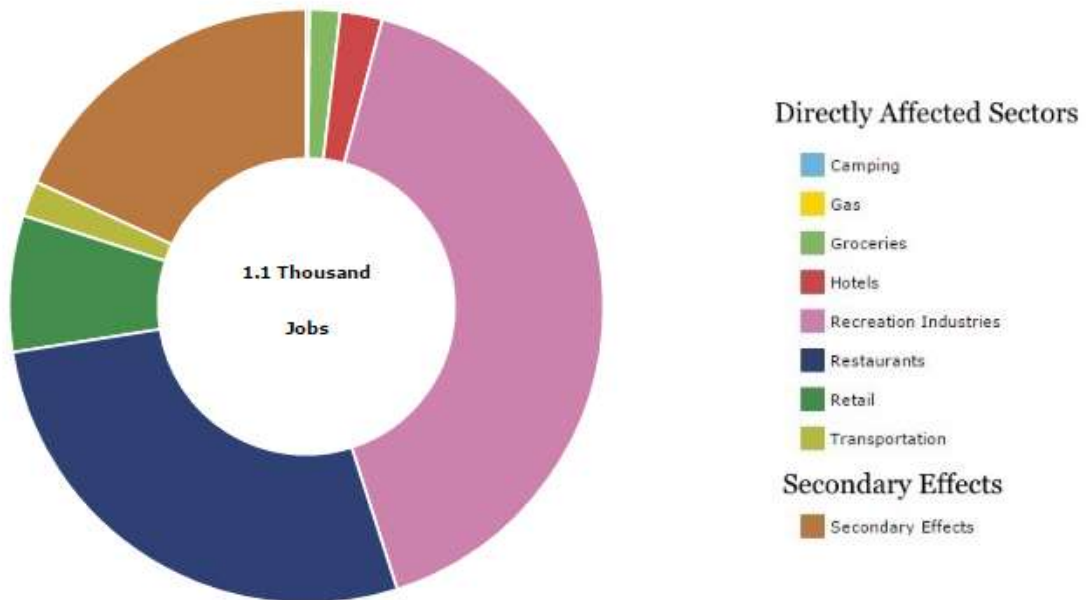


Kenai Fjords National Park


In 2015, park visitors spent an estimated \$59.3 Million in local gateway regions while visiting Kenai Fjords National Park. These expenditures supported a total of 1.1 Thousand jobs, \$32.4 Million in labor income, \$49.8 Million in value added, and \$85.1 Million in economic output in local gateway economies surrounding Kenai Fjords National Park.

- Visitor Spending
- Jobs
- Labor Income
- Value Added
- Economic Output

Click on a Park for more information or select a Park



Total Jobs Contributed to Kenai Fjords National Park Gateway Economies



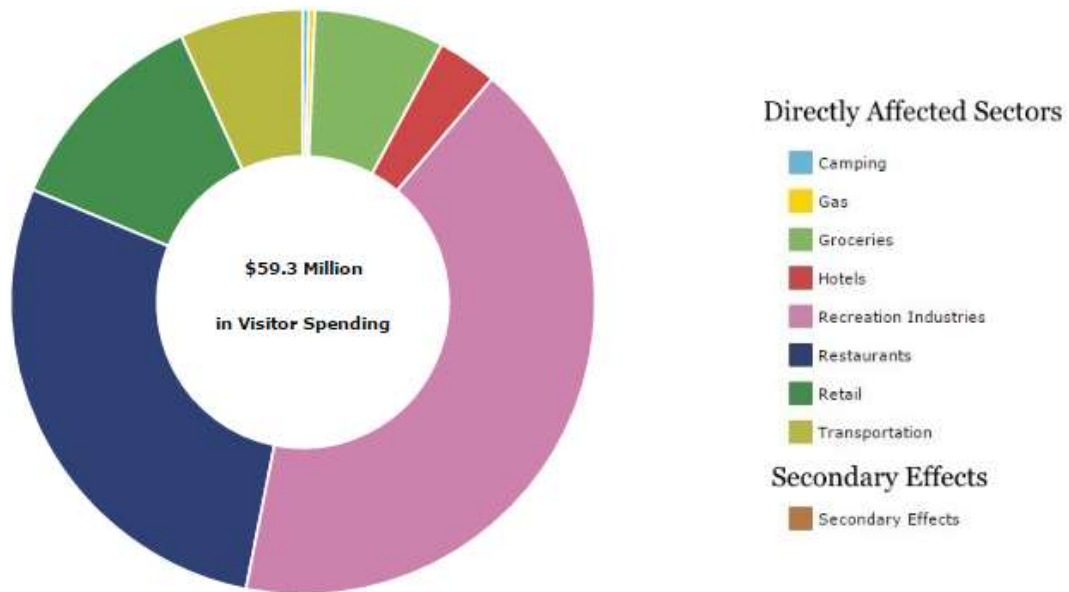
Jobs	1,100
Hotels	25
Restaurants	300
Recreation Industries	447
Secondary Affects	198
Retail	81
Transportation	21

Kenai Fjords National Park


In 2015, park visitors spent an estimated \$59.3 Million in local gateway regions while visiting Kenai Fjords National Park. These expenditures supported a total of 1.1 Thousand jobs, \$32.4 Million in labor income, \$49.8 Million in value added, and \$85.1 Million in economic output in local gateway economies surrounding Kenai Fjords National Park.

- Visitor Spending
- Jobs
- Labor Income
- Value Added
- Economic Output

Click on a Park for more information or select a Park:



Total Visitor Spending (Kenai Fjords National Park)



Spending	\$59.3 million
Groceries	\$4 million
Hotels	\$2 million
Recreation Industries	\$25 million
Restaurants	\$17 million
Retail	\$7 million
Transportation	\$4 million