



# Project Homeless Connect: 2022 Data

Brought to you in partnership with the Kenai Peninsula Continuum of Care, the Kenai Peninsula Homelessness Coalition, and the Kenai Peninsula Project Homeless Connect Sub-committee

Speakers: Jodi Stuart-PR Chair

# Our Goals

Connect people to services efficiently and effectively that would otherwise be difficult to access

Build a more compassionate community

Reduce stigma

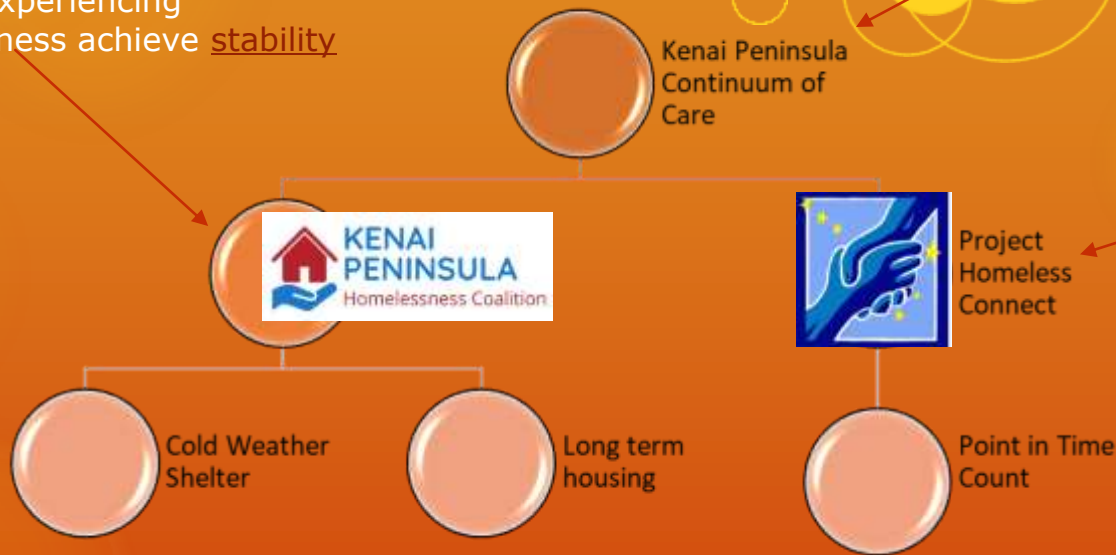
Provide data



# Our Organizational Structure

Mission: To help individuals and families experiencing homelessness achieve stability

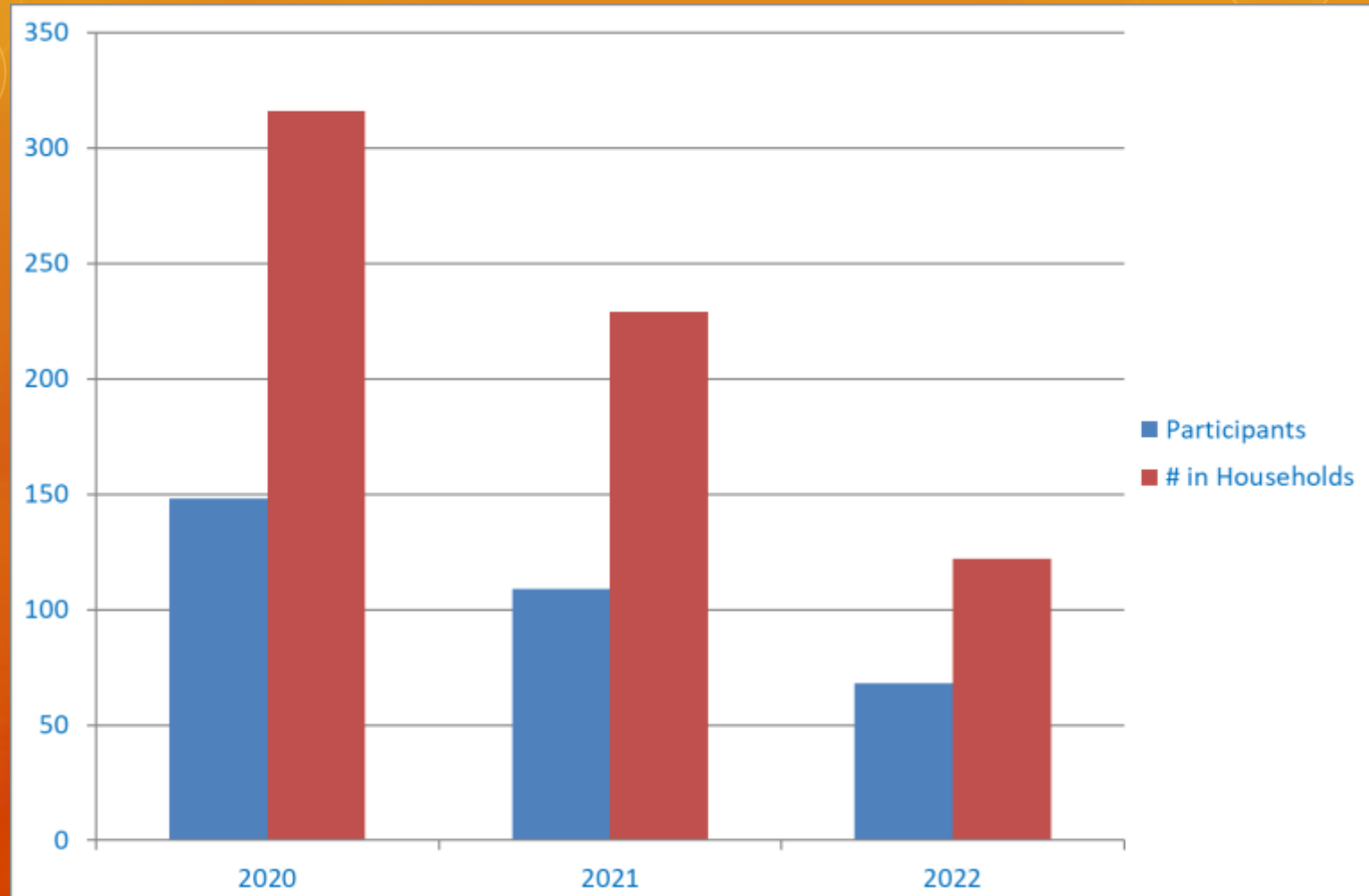
CoC is a regional planning body that coordinates housing and services funding for homeless families and individuals

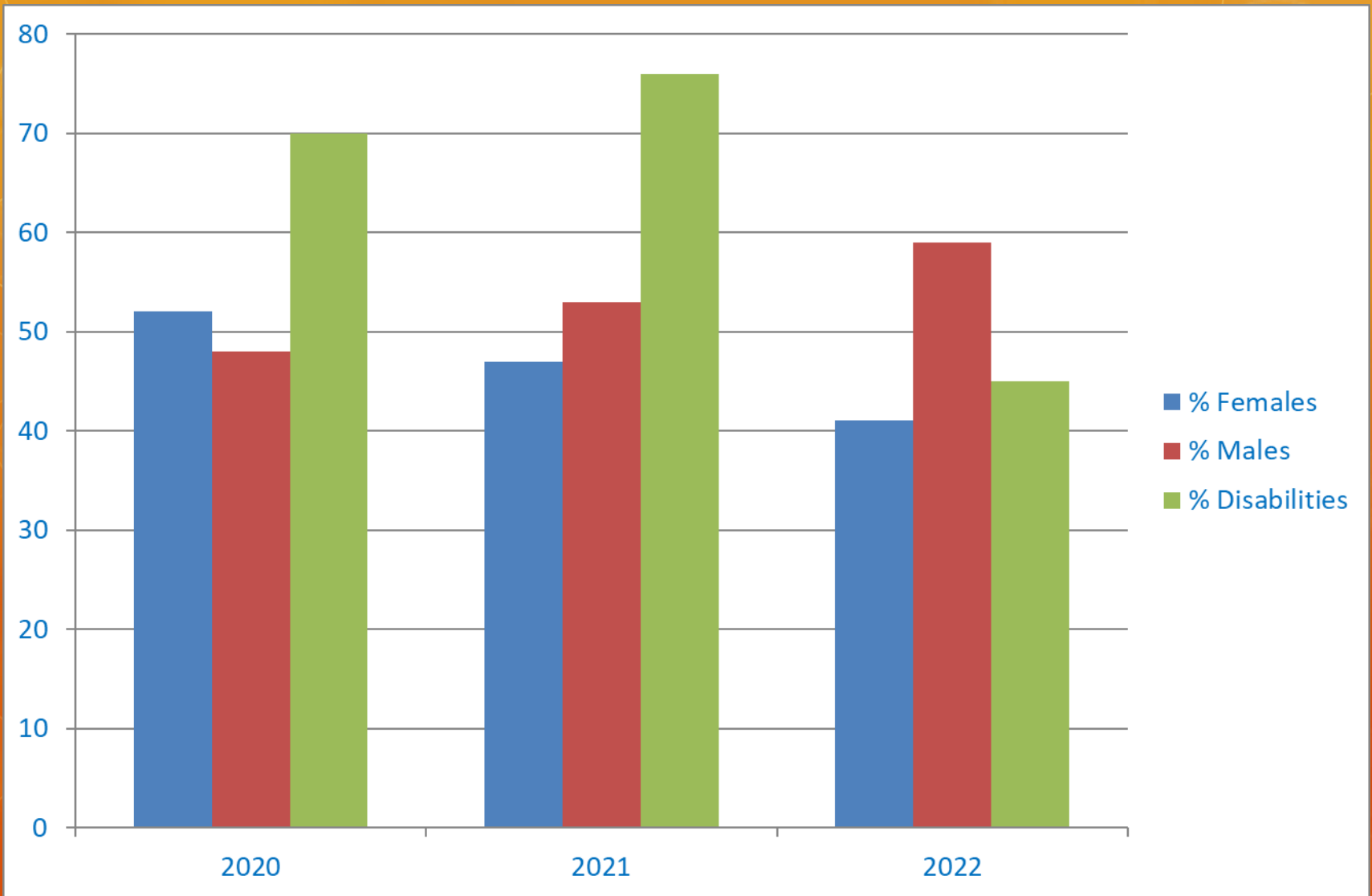


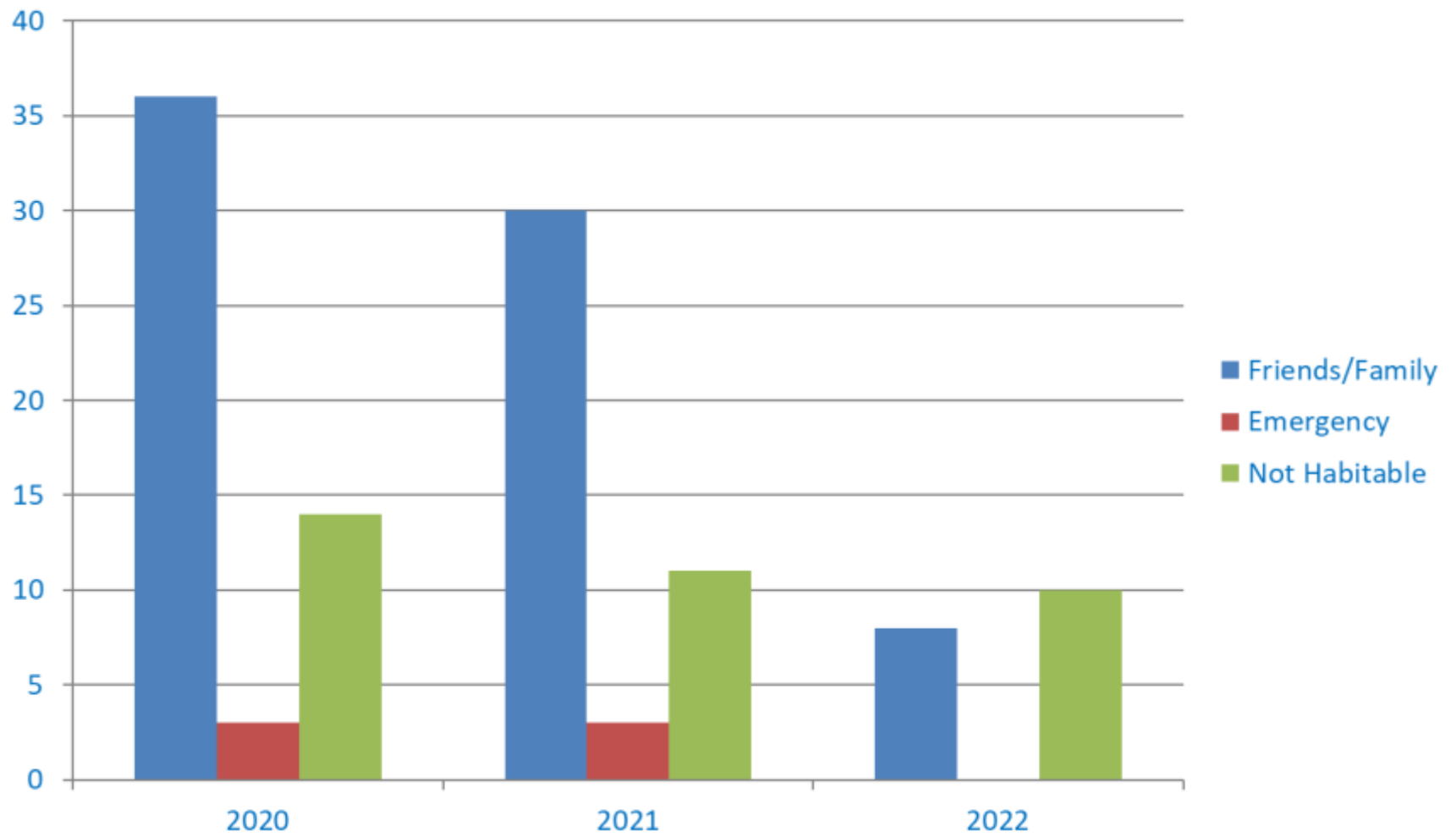
A one-day event to connect people to services

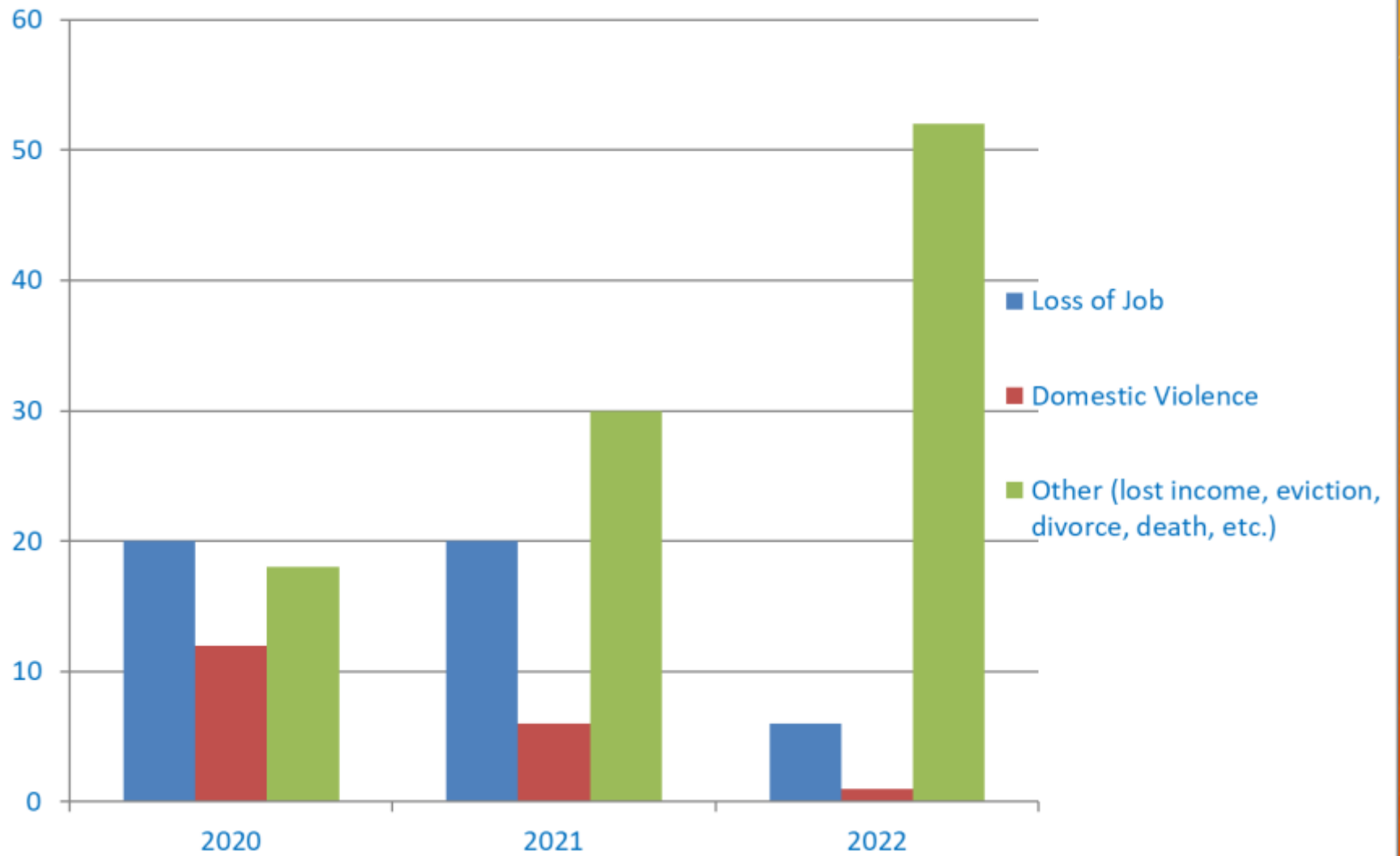
# COVID DATA-2020-2022

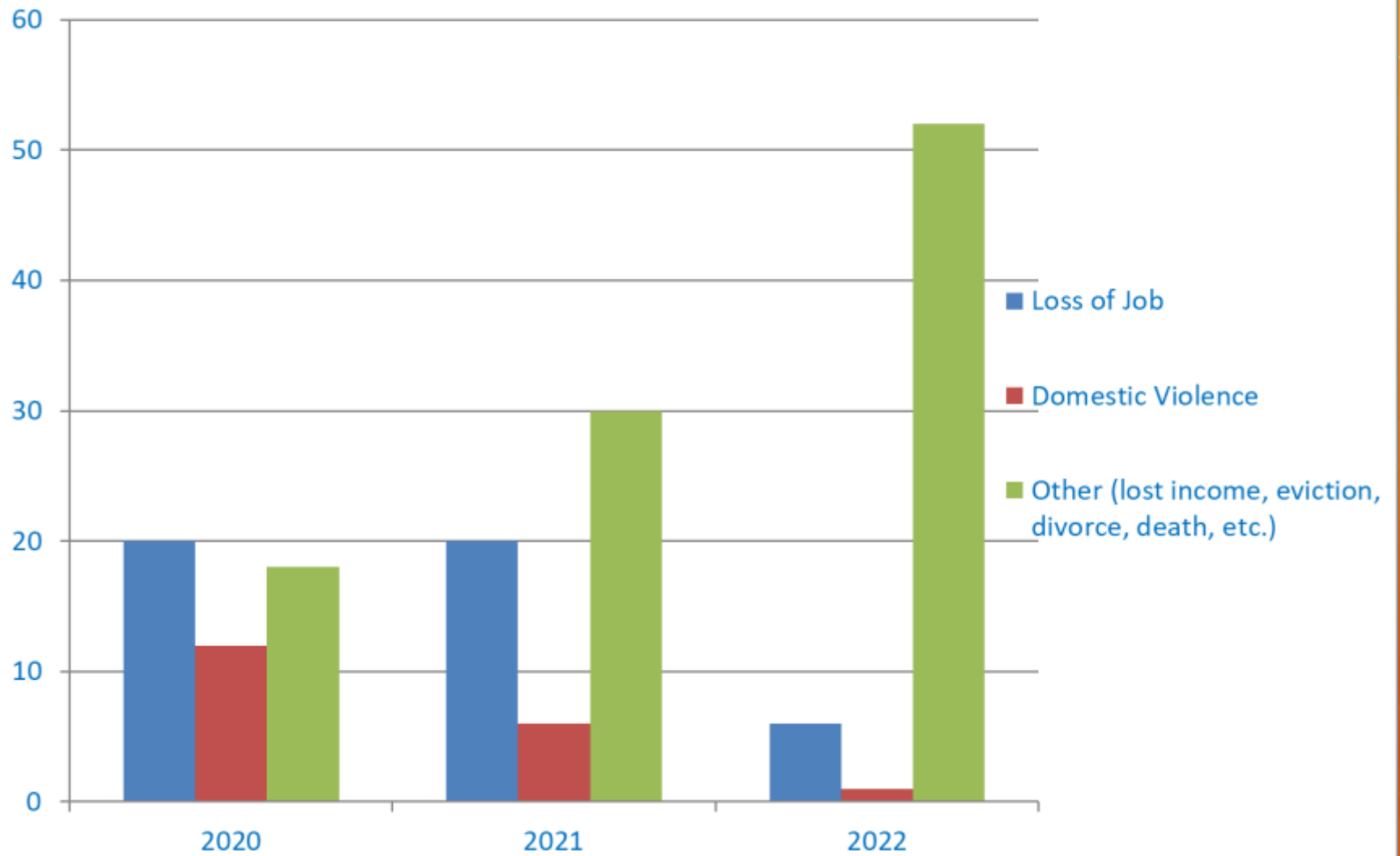
How a pandemic impacted us.













# 2022 Point in Time Count/PHC

Where did you sleep  
on 1/25/2022?

The Point in Time Count is a count of sheltered and unsheltered persons experiencing homelessness carried out on one night in the last 10 calendar days of January. According to HUD guidance, the PIT count should be completed using unduplicated counts or statistically reliable estimates of persons experiencing homelessness in both sheltered and unsheltered locations on a single night.

Project Homeless Connect is honored as a best practice model by HUD.

# Types of Homelessness For 2022

- Homeless: 31%
- Institutional: 3%
- Temporary/Permanent: 65%



Photos courtesy of Merrill Sikorski

# Episodes of Homelessness

- 1<sup>st</sup> Time: 43%
- 2<sup>nd</sup> Time: 15%
- 3<sup>rd</sup> Time: 10%
- 4 or More Times: 15%



# What the people need:



- 89% stated if an emergency cold weather shelter existed, they would use it.
- Primary needs reported: Transportation/Employment/Food
- Secondary Needs: Medical/SSI/Clothes

# Highlights of the 2022 Event

- 3 animals received services
- 7 people requested pet supplies
- 100 COVID19 Home Test kits were distributed
- 7 COVID19 vaccines were administered
- 16 women were enrolled in the Ladies First Program (breast & cervical screening)



Photo's courtesy of Merrill Sikorski



# Homer and Seward

## SEWARD:

- Seward began their own event in 2020. Their project is called "Seward Cares-A Project Homeless Connect Event." 25 individuals participated in 2021. 49 individuals participated in 2022.
- 42% had disabilities.
- 15% were currently homeless. 13% reported being homeless for more than 12 months.
- 40 COVID tests kits were distributed with 2 vaccines provided.
- There were five veterans.
- 10% reported being homeless four or more times with 13% reporting they had been homeless for more than twelve months in the last three years.

# HOMER:

- Homer began their own event in 2020. In 2021, they did a drive-in service where participants picked up resources and food. Anchor Point also participated. 65 individuals participated between the two communities. Over 117 people were represented through the process. For 2022, 63 individuals attended the event between Homer and Anchor Point. There were 33 intakes completed in Homer and 21 intakes completed in Anchor Point.
- There were six veterans.
- 27% reported a disability (Physical health problems/TBI/Mental Health)
- 20% were currently homeless and 78% were in temporary or permanent housing
- 42% reported they were last in a stable residence within the last year. 19% reported they had gone more than five years since they had a stable residence.
- 23% reported being homeless twice in the last three years.
- 19% reported they had been homeless more than 12 months.

# Housing Realities



- Alaska ranks #15 for needing the highest wage to afford a two bedroom apartment
- 4 boroughs of Alaska are in the top 11 counties/boroughs in the nation for needing the highest wage to afford a two bedroom apartment
- Alaska is more expensive for individuals on SSI.
- Paying more than 30% of income on housing is considered “unaffordable.”



In **Alaska**, the Fair Market Rent (FMR) for a two-bedroom apartment is **\$1,235**. In order to afford this level of rent and utilities — without paying more than 30% of income on housing — a household must earn **\$4,115** monthly or **\$49,382** annually. Assuming a 40-hour work week, 52 weeks per year, this level of income translates into an hourly Housing Wage of:

**\$23.74**  
PER HOUR  
STATE HOUSING  
WAGE

## FACTS ABOUT ALASKA:

### STATE FACTS

Minimum Wage	<b>\$10.34</b>
Average Renter Wage	<b>\$20.23</b>
2-Bedroom Housing Wage	<b>\$23.74</b>
Number of Renter Households	<b>90,350</b>
Percent Renters	<b>36%</b>

**92**

Work Hours Per Week At  
Minimum Wage To Afford a 2-Bedroom  
Rental Home (at FMR)

**71**

Work Hours Per Week At  
Minimum Wage To Afford a 1-Bedroom  
Rental Home (at FMR)

**2.3**

Number of Full-Time Jobs At  
Minimum Wage To Afford a  
2-Bedroom Rental Home (at FMR)


**1.8**

Number of Full-Time Jobs At  
Minimum Wage To Afford a  
1-Bedroom Rental Home (at FMR)

### MOST EXPENSIVE AREAS

### HOUSING WAGE

Bethel Census Area	<b>\$31.04</b>
Aleutians West Census Area	<b>\$30.67</b>
Nome Census Area	<b>\$29.50</b>
Kodiak Island Borough	<b>\$28.25</b>
Denali Borough	<b>\$27.94</b>

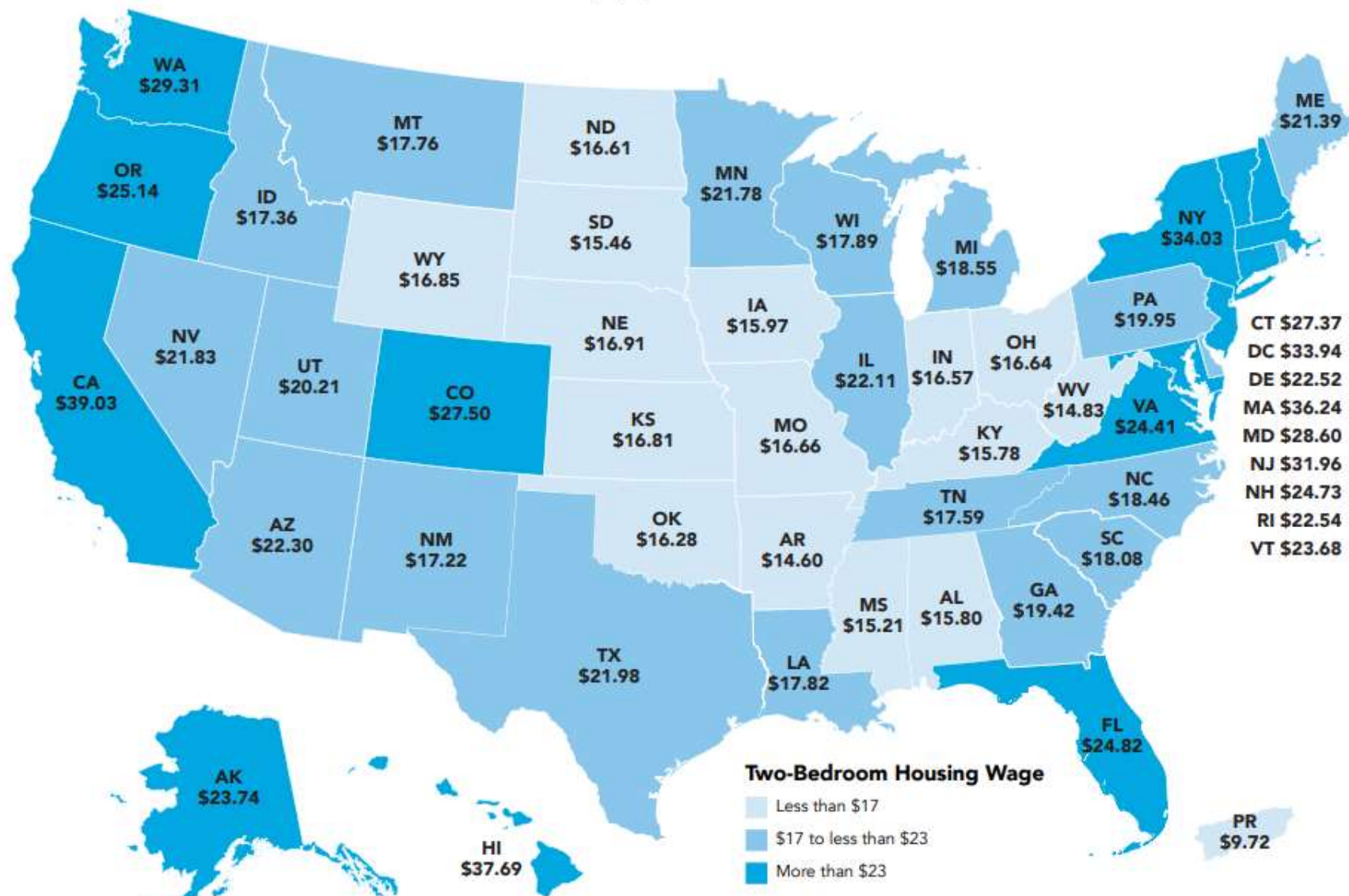


MSA = Metropolitan Statistical Area; HMFA = HUD Metro FMR Area.

\* Ranked from Highest to Lowest 2-Bedroom Housing Wage. Includes District of Columbia and Puerto Rico.

# 2021 TWO-BEDROOM RENTAL HOUSING WAGES

Represents the hourly wage that a full-time worker must earn (working 40 hours per week, 52 weeks per year) in order to afford Fair Market Rent for a **TWO-BEDROOM RENTAL HOME**, without paying more than 30% of income.



# Thank you to our sponsors!



Bridges Community Resource Network, Inc.



Central Peninsula Area Churches

**OVER A DECADE OF PROVIDING SUPPORT TO THOSE  
EXPERIENCING HOUSING CRISIS  
11<sup>TH</sup> ANNUAL  
2022 PHC RECAP**

Thank you for allowing us to  
speak today.

At Project Homeless Connect, we  
believe that no one deserves to  
lose hope. Help us help them in  
2023.

Questions?

