

# Seward Cares 2023 Demographic Report

## Event Details

The Seward Cares event, organized by the Seward Homeless Coalition, took place February 1, 2023 in the AVTEC gym. A number of local organizations assisted with the event through being a vendor, providing food, donating tangible goods, information about services, providing services, and by volunteering to work at the event.

Volunteers collected data from participants and recorded the results in a survey provided by HUD. This report details preliminary demographic data gathered from those surveys. There will be an overview of the entire survey, both at a ten-thousand foot view, and going question by question.

## General Survey Overview

First, a brief note about sample sizes. The total sample size for this data is 24. There were a number of questions, however, with fewer data points. These sample sizes will be noted in the question-specific portion of this report. Blank entries are excluded from this report, with the exception of being mentioned in the question around Domestic Violence.

Participants who completed a survey tended to have access to a house or apartment they consider their own and came to the event by themselves (not with their household). A majority of the participants were over the age of 45. Over half of the participants identified as female and an overwhelming majority identified as heterosexual/straight. Half of the participants identified as American Indian, Alaska Native or Indigenous. Almost all participants identified as Non-Hispanic/Latino/a/x. Just under half of the participants were affiliated with an Alaska Native Corporation.

Participants were split roughly evenly as to how long they had been homeless (less than a year, more than a year, refused/were unsure). When asked how many times in the last 3 years participants had been homeless for at least one day, participants tended to either report that this was the first time they had been homeless, or that they had been homeless four or more times. A majority also reported that in the past three years, they had been homeless for more than 12 months.

All 22 participants who provided a ZIP code provided the ZIP code for Seward (99664).

A majority of the participants reported that they had at least one disability. Almost half of the reported disabilities were physical disabilities. Roughly a quarter of the participants reported a disability that falls under the scope of the Alaska Mental

Health Trust. The Alaska Mental Health Trust qualifying disability reported the most often was mental illness.

Slightly over half of the participants are survivors of Domestic Violence or are currently experiencing Domestic Violence. Of those who are survivors or are currently experiencing Domestic Violence, none are currently fleeing Domestic Violence.

An overwhelming majority of participants did not serve in the US military.

### Question by Question Information

#### Where did you sleep last night?

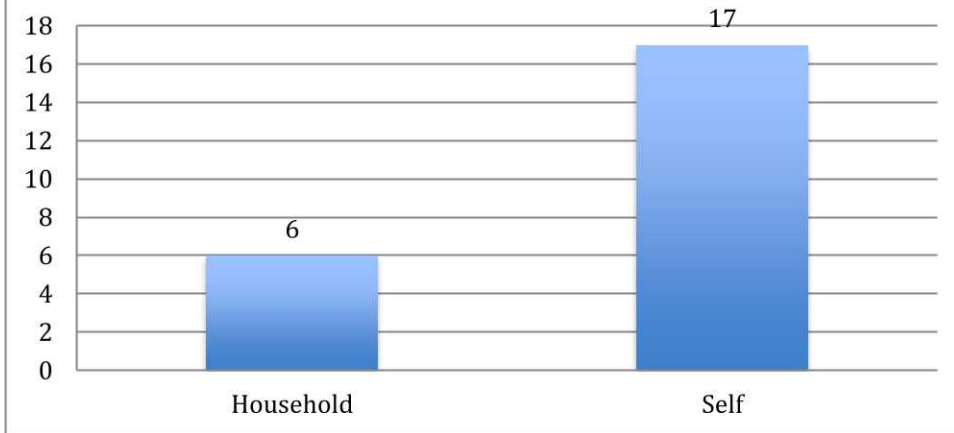
The overwhelming majority (19 participants) reported that they spent the previous night in their house or apartment. Three participants reported they were doubled up with friends or family, and two reported that they spent the previous night in their car or vehicle.



#### Did you come with a household or by yourself? (Sample size = 23)

Most participants (17) came by themselves. Six reported coming with a household. Household sizes (reported by three participants) were between 1-4 other people.

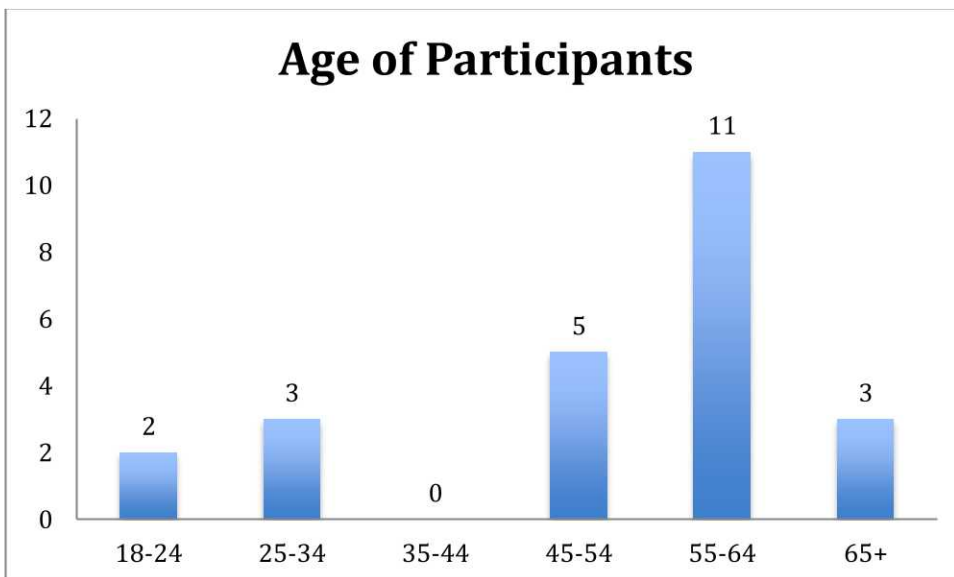
## Did you come with a household or by yourself?



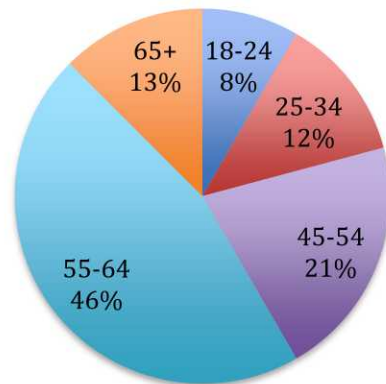
### Age

Age was broken into six categories, ranging from 18 to 65 and older. The majority of participants were over 45 years old (19). Two participants reported their age between 18 -24; three were between 25-34 years old; no participants reported their age between 35-44; five were between 45-54 years old; 11 were between 55-64; and three were 65 or older.

## Age of Participants



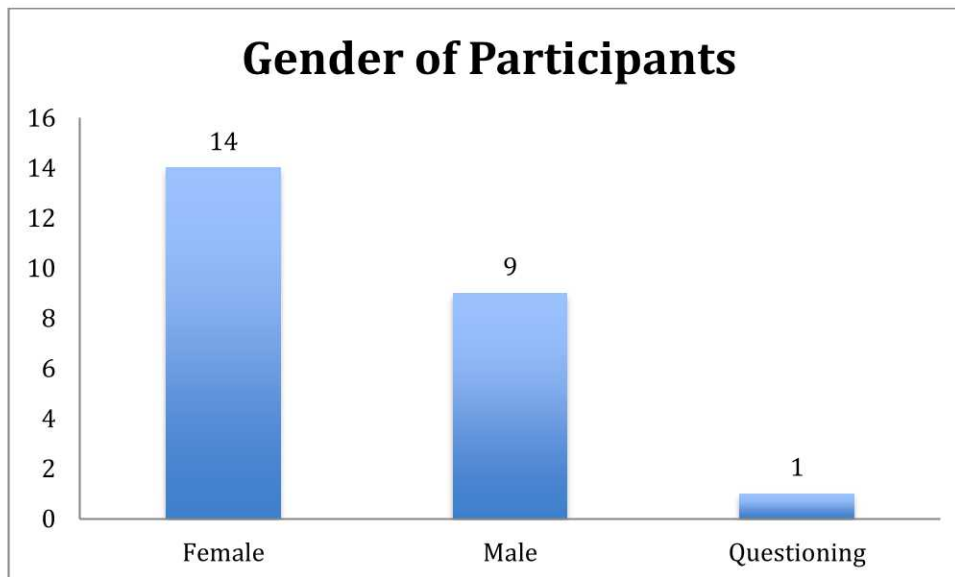
## Age of Participants



## Gender

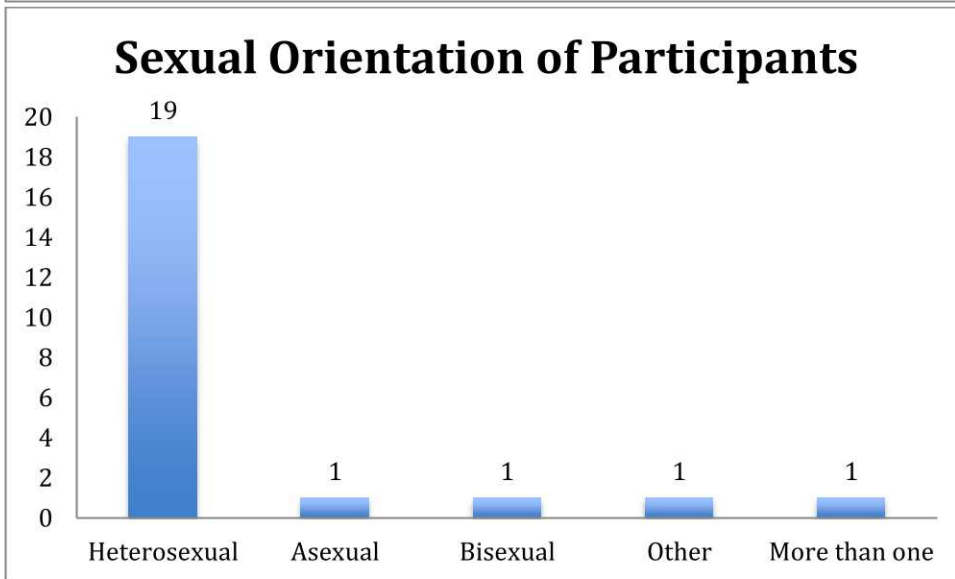
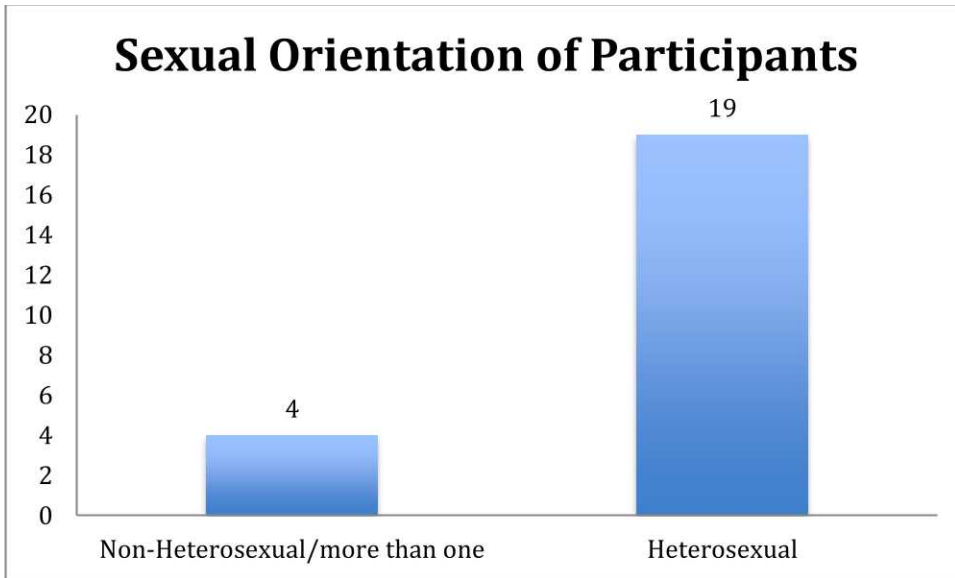
Over half of the participants (14) identified as female. Nine identified as male, and one participant reported that they were questioning their gender.

## Gender of Participants



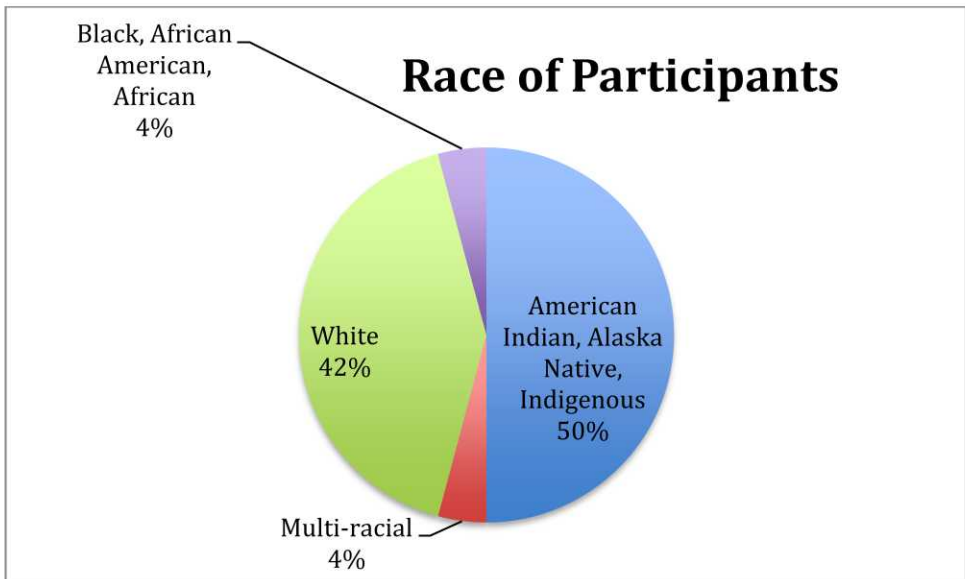
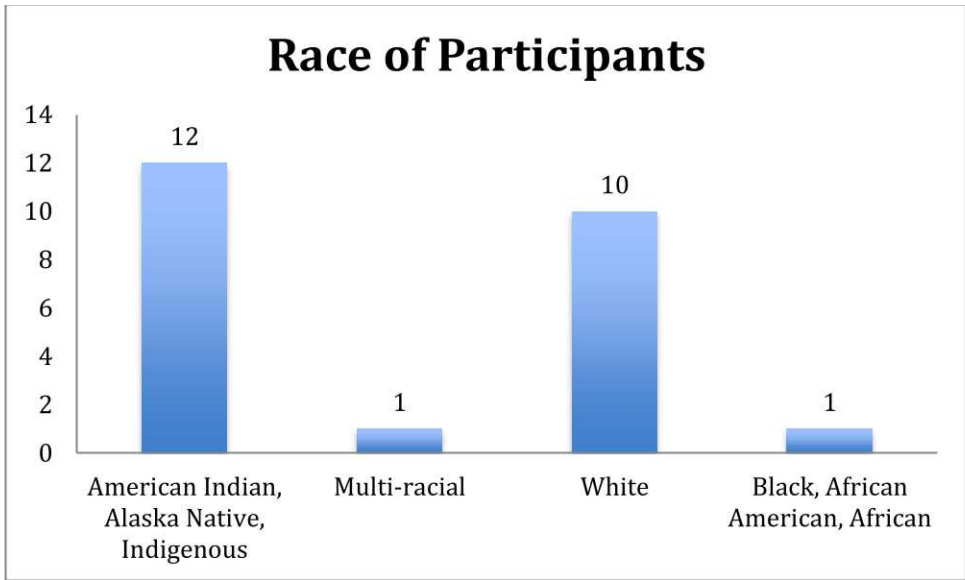
## Sexual Orientation (Sample size = 23)

An overwhelming majority (20) of participants identified as heterosexual/straight. Four identified as another sexual orientation, broken down as follows: asexual (1), bisexual (1), another not listed (1), more than one orientation (1). It is unclear if the participant who reported more than one orientation meant to record more than one, or if they reported one, changed their mind and reported another, and the survey taker did not strike the first (incorrect) answer.



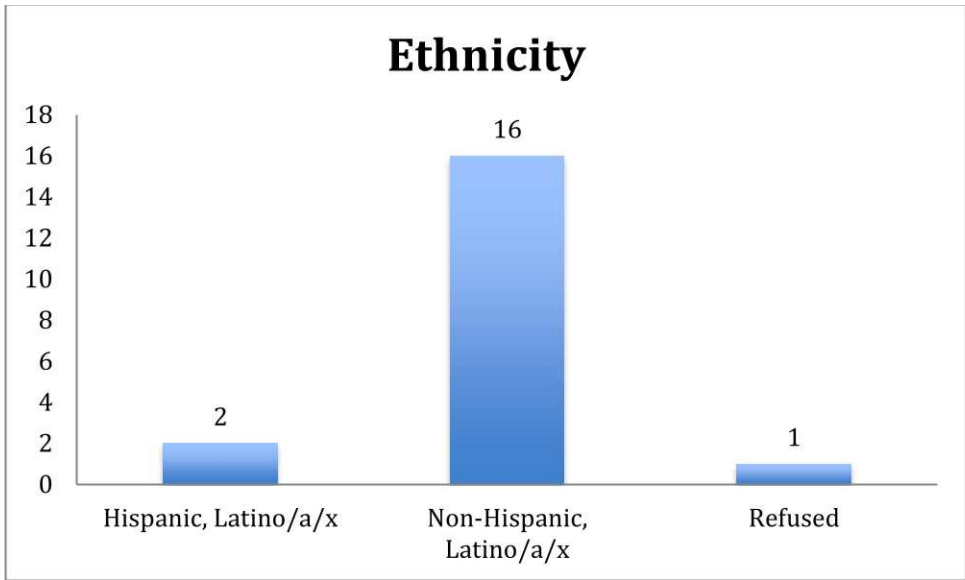
#### Race

Half (12) of the participants identified as American Indian, Alaska Native, or Indigenous. 10 participants identified as White. One identified as multi-racial (American Indian, Alaska Native, or Indigenous AND White), and one identified as Black, African American, or African.



**Ethnicity (Sample size = 19)**

Almost all participants (16) identified as Non-Hispanic or Latino/a/x. Two did identify as Hispanic or Latino/a/x. One participant refused or didn't know.

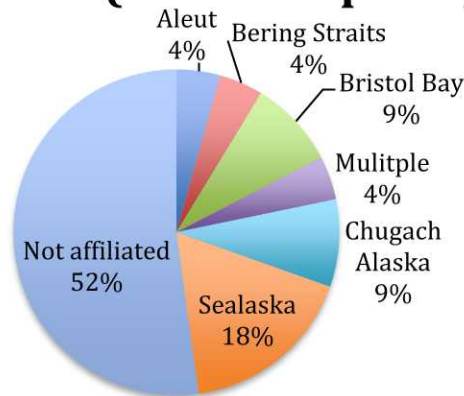


**Alaska Native Corporation Affiliation (Sample size = 23)**

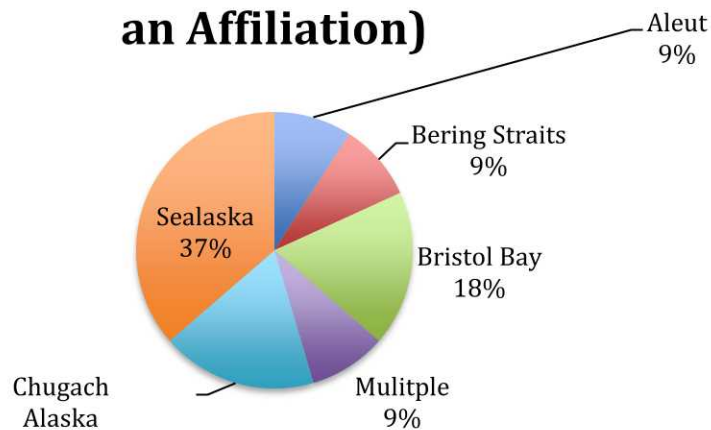
12 participants were not affiliated with an Alaska Native Corporation, and 11 reported being affiliated with at least one Corporation. Of the 11 who did report an affiliation, four were affiliated with Sealaska, two with Chugach Alaska, two with Bristol Bay, and Bering Straits and Aleut each had one participant who reported an affiliation. One participant reported affiliation with multiple Corporations, specifically Bering Straits, Doyon Limited, and Chugach Alaska.



## Alaska Native Corporation Affiliation (All Participants)



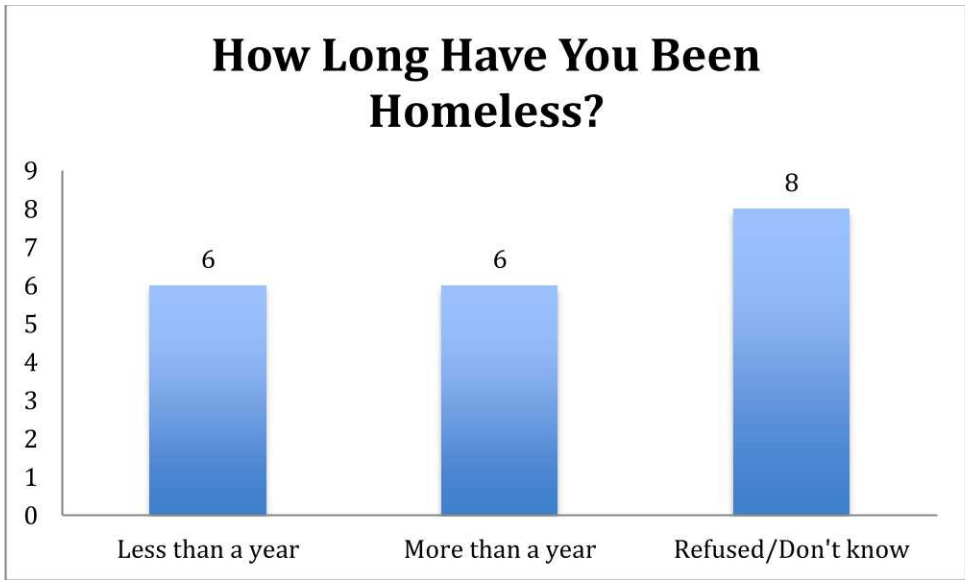
## Alaska Native Corporation Affiliation (12 Participants with an Affiliation)



### How long have you been homeless? (Sample size = 20)

Six participants reported being homeless for less than one year, six reported being homeless for more than one year, and eight refused or did not know.

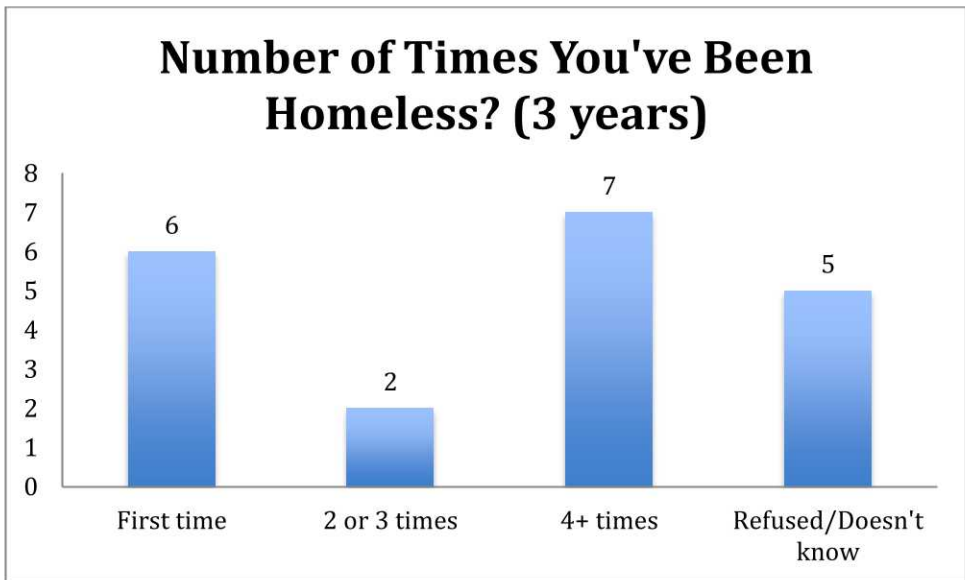




**Number of times in the past 3 years you have been homeless? (Sample size = 20)**

Six reported that this was the first time they had been homeless. Two reported that they had been homeless two or three times. Seven reported that they had been homeless four or more times. Five refused to answer or did not know how many times they had been homeless in the past three years.

If we exclude the participants who refused or did not know, participants at this event were either reporting that they were homeless for the first time, OR that they had been homeless four or more times.



**Number of months in the past 3 years you have been homeless? (Sample size = 19)**

Over half of the participants reported being homeless for more than 12 months (10 participants). Six refused or did not know, and three reported being homeless for less than 12 months.



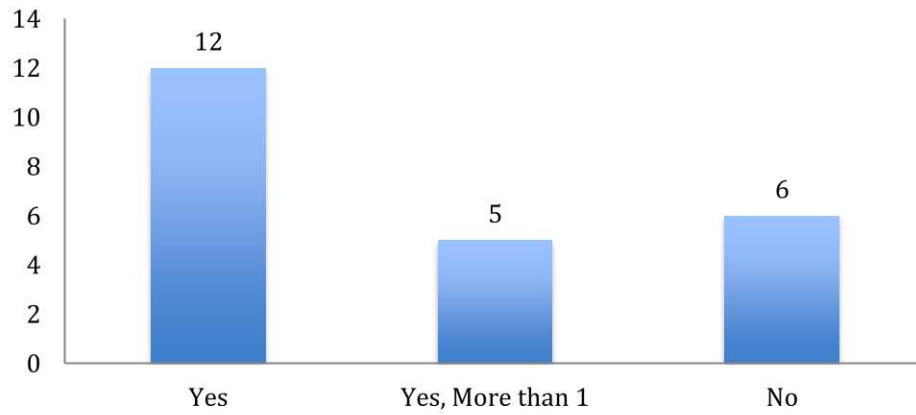
**ZIP Code (Sample size = 22)**

All participants provided the ZIP Code for Seward (99664) as the ZIP Code of their last permanent address.

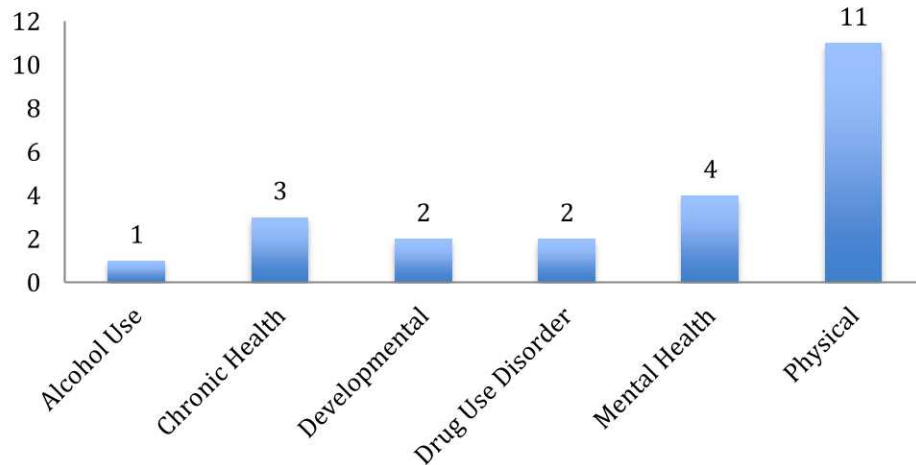
**Reported Disabilities (Sample size = 23)**

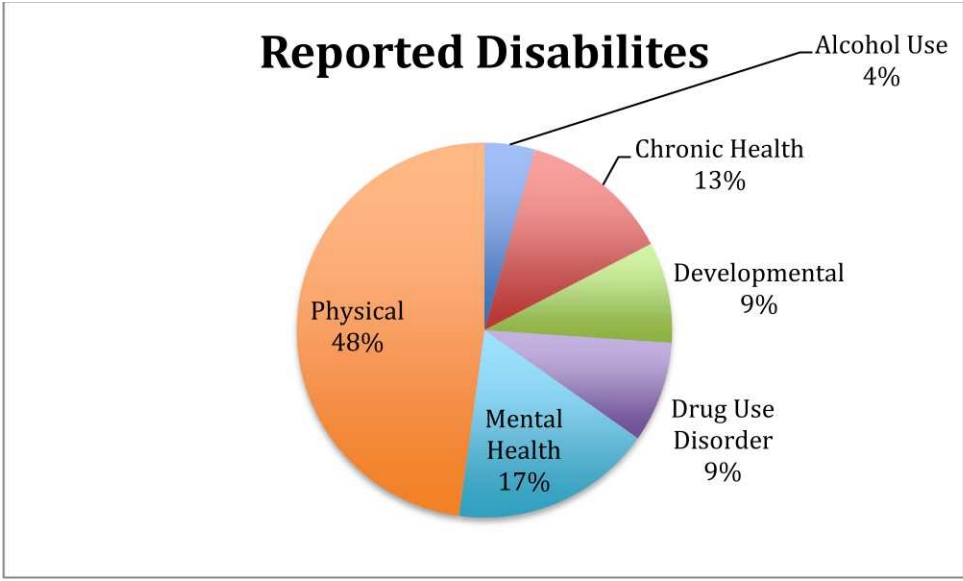
Almost three-quarters of the participants reported at least one disability (17 participants), while the remain one-quarter reported no disabilities. 12 participants reported one disability, and five reported more than one. Of those 17 who reported disabilities, 11 reported a physical disability, four reported mental health disabilities, three reported chronic health conditions, two reported developmental disabilities, two reported a drug use disorder, and one reported alcohol use.

## Does the Participant Have a Disability?



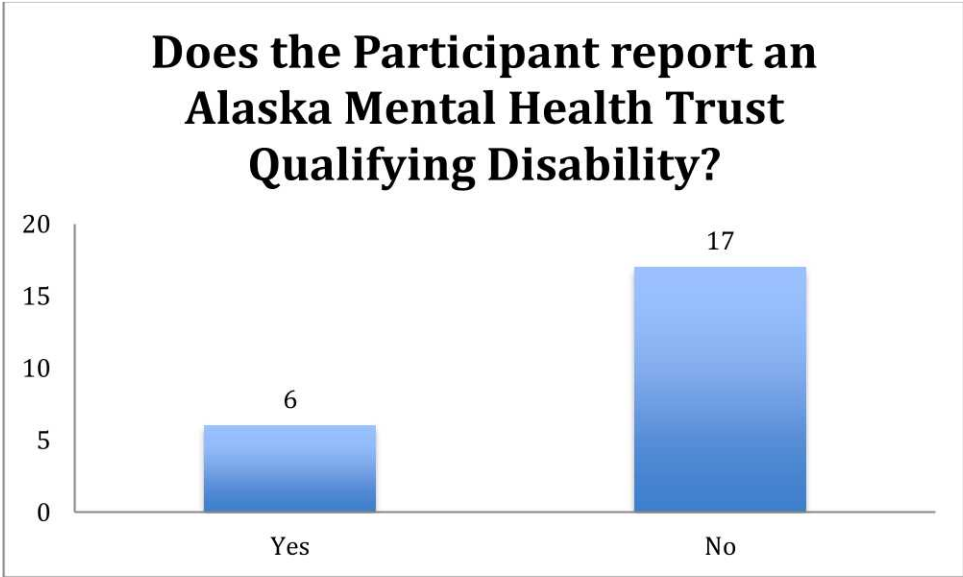
## Reported Disabilities



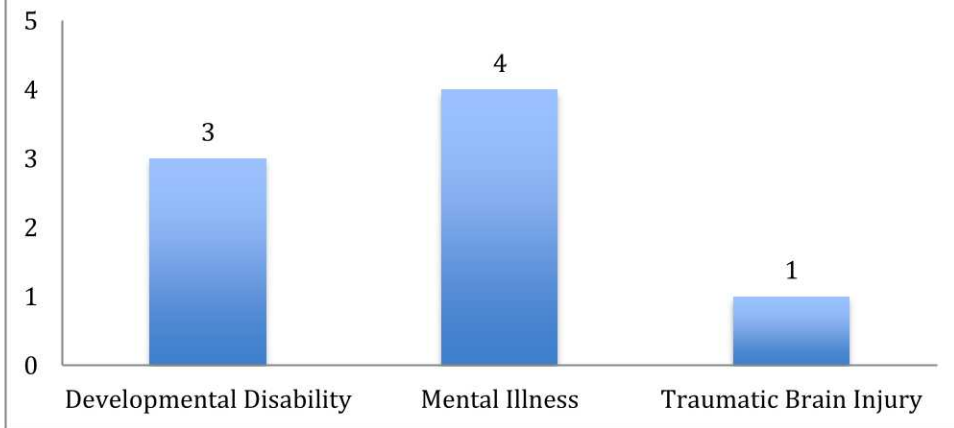


**Reported Alaska Mental Health Trust Disabilities (Sample size = 23)**

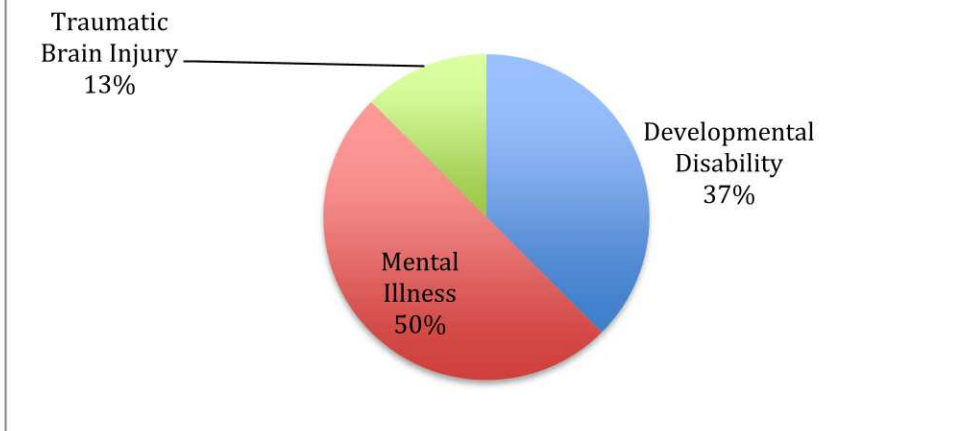
Most of the participants (17) reported that they did not have a disability that would fall under the scope of the Alaska Mental Health Trust, while six participants did report at least one disability that fell under the Alaska Mental Health Trust’s scope. (Note: participants could report more than one disability, so total numbers of reported disabilities exceed the number of participants who reported a disability.) Of those who reported a disability under the scope of the Alaska Mental Health Trust, four reported a mental illness, three reported a developmental disability and one participant reported a Traumatic Brain Injury (TBI) for a total of eight reported disabilities.



## Reported AK Mental Health Trust Disabilities

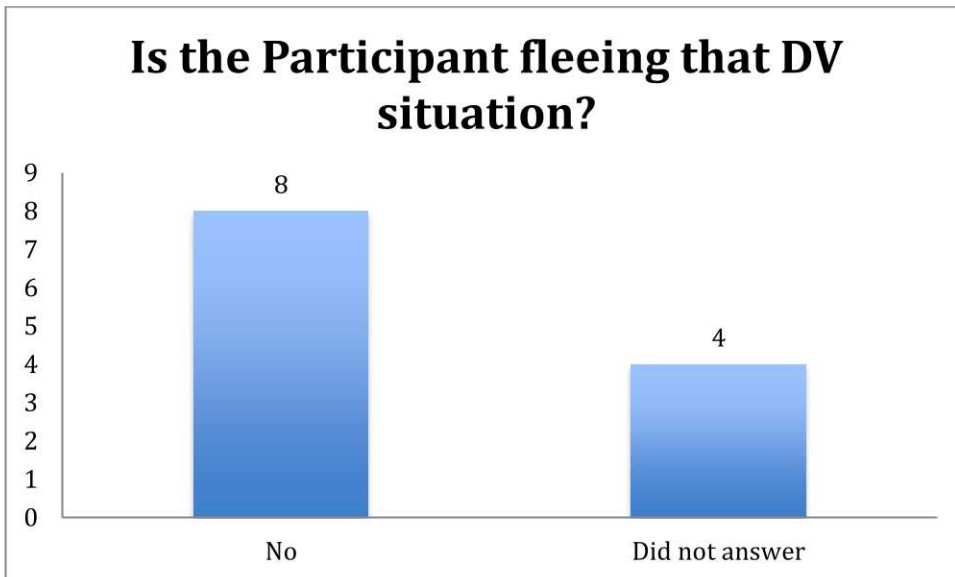
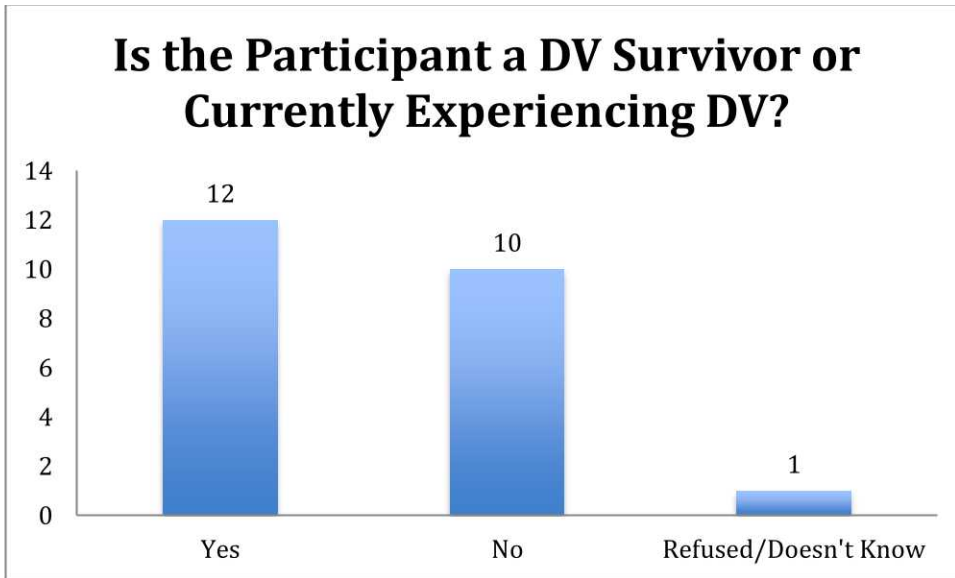


## Reported AK Mental Health Trust Disabilities



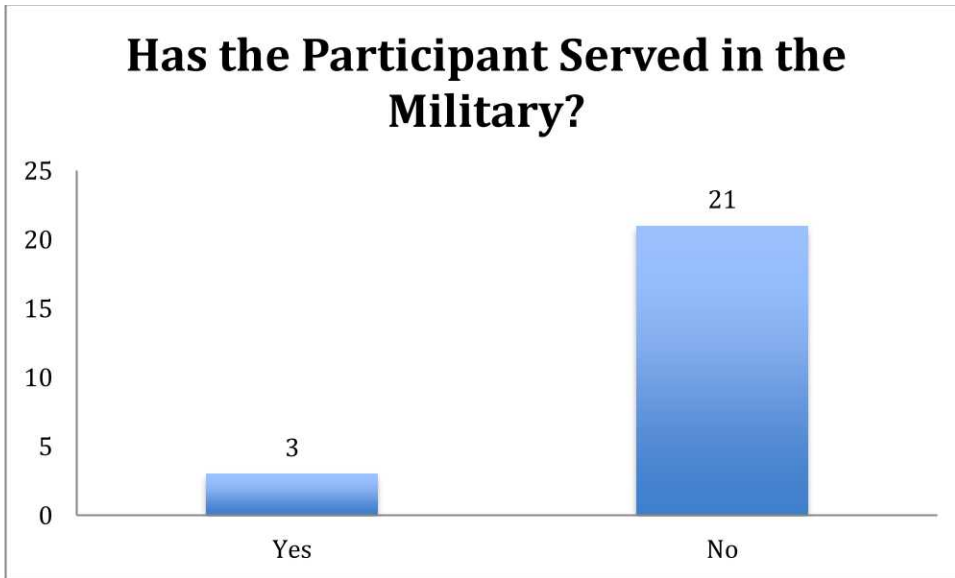
### Domestic Violence (Sample size = 23)

Just over half of the participants (12) reported that they were survivors of Domestic Violence or that they were currently experiencing Domestic Violence. 10 reported that they were not survivors or currently experiencing those situations, and one participant refused or did not know. Of the 12 who answered, 'Yes', eight reported they were not fleeing the situation. The remaining four did not answer the question.



#### **Military Service**

A minority of participants (3) reported service in the military.



#### Provider Services

The following organizations provided services at this year's walk-through event:

<u>PROVIDER</u>	<u>SERVICE</u>
AHFC - Alaska Housing Finance Corporation	Senior/Disabled Housing
American Legion	Veteran Support
AVTEC	Educational Resources
Chugachmiut	Social Services
Chugachmiut	Tobacco Prevention
Chugachmiut	Overview, Veteran Affairs med benefits
Chugachmiut	Mental health counseling
Digital Equity Project	Digital Equity Survey
Homeless Connection	Shower Vouchers
Kenai Public Health Nurse	Flu and Covid immunizations, pregnancy tests, fentanyl strips
Ministerial Association	meals & spiritual counseling
Providence (Anch)	Emergency Preparedness
Providence Seward	Advanced care directives, Notary

Qutekcak Native Tribe	Services overview
Resolute Care Services, LLC	Care Coord. & Patient Advocacy
Seaview Community Services	Narcan kits, BH resources
Seward Community Health Center	Health mini consults, B/P checks
Seward Community Health Center	Rx deactivation kits, Public Ass.
Seward Senior Center	Photographs, senior services info
Food Bank of Alaska	Food Stamps appl. & case review
SPC/Bloom	Programs Information
Students in Transition	Support to minors
Independent Living Center	Support to elder and disabled

### Funding

Grants and special donations:

- Seward Community Foundation
- Providence Foundation
- Forest, Tides and Treasures
- Metco
- Kenai Peninsula Homelessness Coalition

### Donations and Purchases

Donations	Items Purchased
Cottenell Wipes	Hats
Feminine Pads	Gloves
Tampax	Socks
Tooth Paste	Snacks
Tooth Brush	Gal Zip Lock Bags
Brushing Timer	
Anti-Perspirant	
Manicure Set	
First Aid Kits	



Toiletry/Hygiene Kits	
Hand Lotion	
Chap Stick	
Razer/Shaving Cream	
Ice Cleats	
Snacks	
Sweatshirts	

### Meal

Soup, bread, dessert, and drink was provided by community church members.

### Seward Cares 2023 Committee

Chair- David Smith	Kristen Lindsey
France Azzad-Smith	Megan Woods
Marissa Beck	Roberta Berry
Sriharsha Gowthan	

**Our gratitude and thanks to all the volunteers and donors who helped make this event possible!**

Endnote: Data was secured through the Seward Cares event held in Seward on February 1, 2023.