



Resilience & Security Advisory Commission

144 N. Binkley Street, Soldotna, Alaska 99669 • (907) 714-2205 • (907) 714-2378 Fax

A Commission hosted by the Planning Department

Resilience & Security Advisory Commission (RSAC) Update

With emphasis on the Building Efficiency Work Group Efforts

Mike Salzetti
August 2, 2021



Resilience & Security Advisory Commission

Purpose

Advise the administration & assembly on developing sustainability solutions to promote economic security, safety, self-reliance and well being.

Established

Ordinance 2020-25

Who We Are

Jennifer Pletz

(Seward, Moose Pass, Cooper Landing)

Bretwood Higman

(Seldovia, Port Graham, Homer, Kachemak City, Nanwalek)

Agam Ohn-Bar

(Anchor Point, Ninilchik, Kasilof, Clam Gulch)

Mikel Salzetti

(Sterling, Kenai, Soldotna, Kalifornsky)

Richard L. Davidson

(Sterling, Kenai, Soldotna, Kalifornsky)

Louise B. Heite

(Hope, Tyonek, Nikiski)

Randy Arndt

(At-Large)

Scott Waterman

(At-Large)

Alexandra Ravelo

(At-Large)

Emma Sulczynski

(Student Representative)

Anna DeVold

(Student Representative)

Willy Dunne

(Assembly Liaison)



Currently...

3 active working groups

- Agriculture
- Solid Waste
- Building Efficiency



Agricultural Work Group

Land Management

- Identifying possible Land Management Code improvements
- Working on Land Use Planning (Agricultural Leases, Zoning, Land Use Designation)

Agriculture

- Promoting farmers markets
- Encouraging local produce in restaurants
- Studying shared or communal processing facilities
- Investigating long term storage solutions



Solid Waste Work Group

Reduce volume of waste entering landfill

- Compost and biogas
- Construction material salvage

Improving the Solid Waste Code

- Inclusion of recycling definition
- Promoting resource recovery, recycling & reuse



Building Efficiency Work Group

Building Efficiency

- Collaboration & Information Acquisition
- Construct a Borough Building Energy Database
- Start Identifying Opportunities for Improvement
- Investigate Financing Options.

General Stats | Bill Stats | Announcements

General Stats		System Activity	
# Facilities:	64	# Users:	25
# Vendors:	35	# User Types:	3
# Accounts:	426	# Logins - Month:	16
# Meters:	425	# Logins - YTD:	161

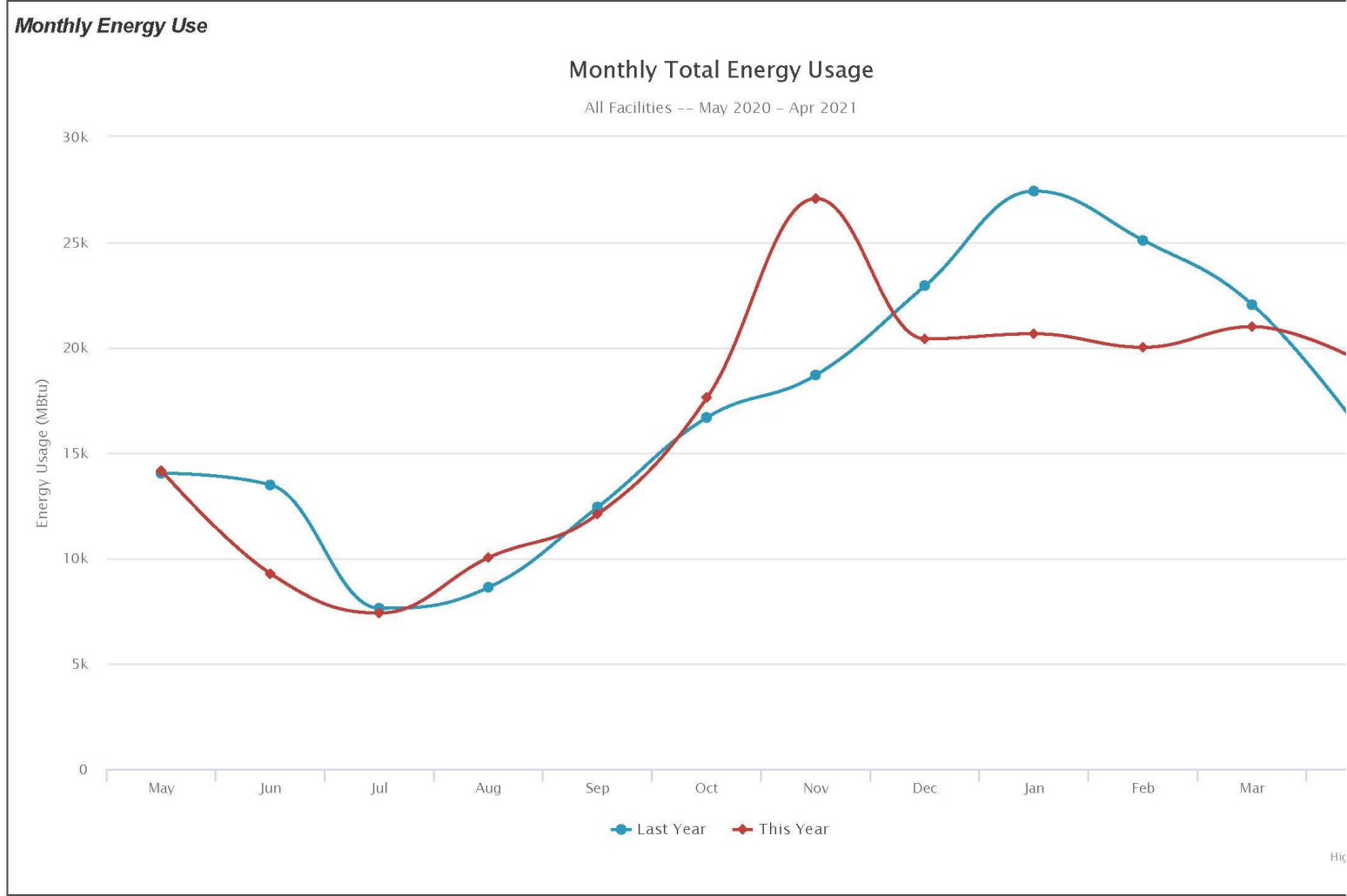
Resources	
# Documents:	0
# Links:	6
# News sources:	17
# Blog articles:	0

Quick Links | User Logins | Social Media

Quick Links Edit List

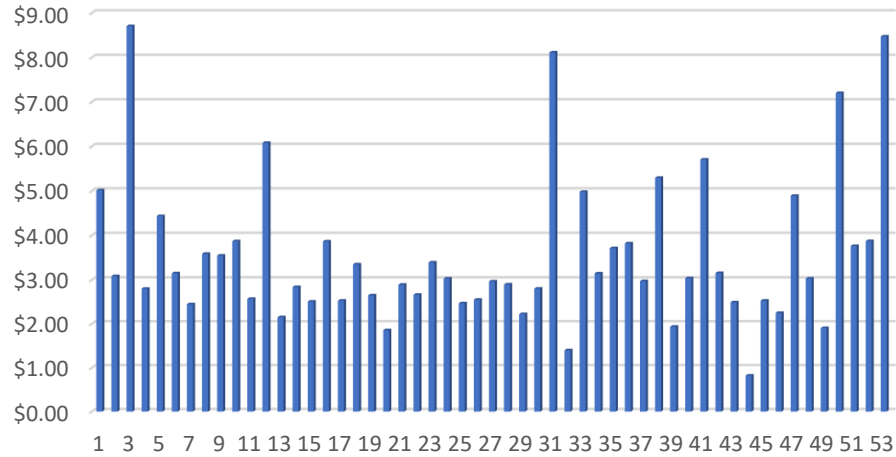
- [Facilities](#)
- [Vendors](#)
- [Accounts and Meters](#)
- [Utility Bills](#)
- [Energy Use Graph](#)
- [Historical Energy Use and Cost Report](#)
- [Historical Utility Use and Cost Report](#)
- [Utility Cost Breakdown Pie Chart](#)
- [Facility Energy Use Comparison Report](#)

Energy | Water | All Utilities



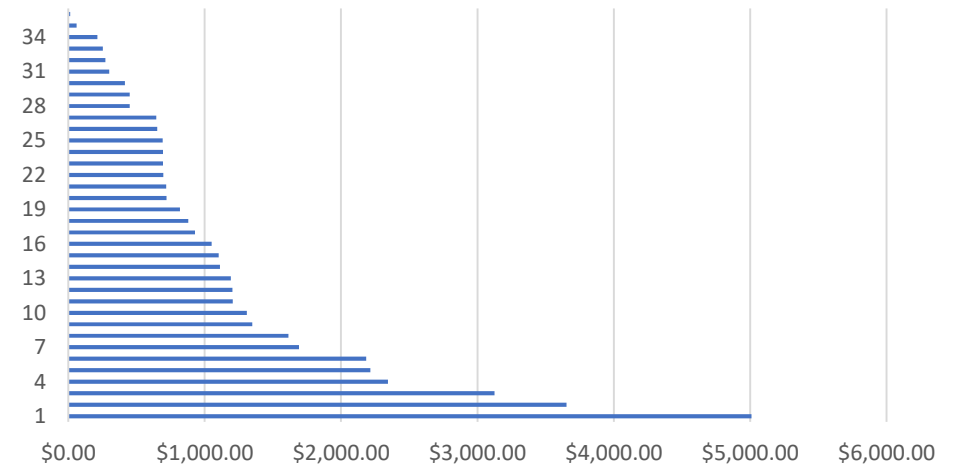
Facilities: [All](#) | May 2020 to Apr 2021 | Total Electricity Demand Natural Gas |

Annual Cost/SF



Average Annual Cost/SF: **\$3.53**

Energy Cost/student

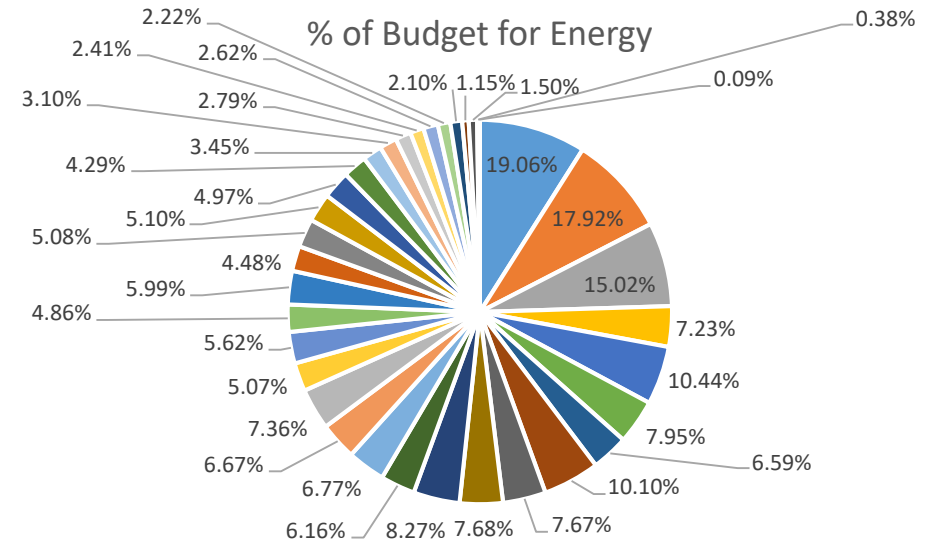


Average Annual Energy Cost/Student: **\$1,164**

KPB Annual Utility Cost (excluding Borough Buildings)

\$8,666,042

% of Budget for Energy



Possible Opportunities

- Cost per square foot from database

Service Area	Building Name	students projected 2021-2022	Gross SF	Annual Gas Consumption on Dollars	Annual Gas Consumption CCF	Annual electric Consumption on Dollars	Annual electric Consumption on KWH	Other Fuel type	Other Fuel Cost	Annual Fuel Consumption Dollars	Annual Cost/SF	Energy Cost/student	total budget 20-21	% of budget for energy
School District	Port Graham	35	12,568			\$26,004		propane	\$83,390	\$109,394	\$8.70	\$3,125.54	728,261	15.02%
South Peninsula Hospital	South Peninsula Hospital		115677	\$227,285	218,826,074	\$752,711	3,428,320			\$979,996	\$8.47			
School District	Razdolna Elementary	88	2,948			\$23,915				\$23,915	\$8.11	\$271.76	1,137,015	2.10%
South Peninsula Hospital	4-plex		3100			\$22,328	92,273			\$22,328	\$7.20			
School District	Nanwalek	75	14,832			\$27,081		propane	\$63,111	\$90,192	\$6.08	\$1,202.56	1,463,563	6.16%
Central Peninsula Hospital	Kenai Health Center		11165	\$23,948	20,886	\$39,774	162,400			\$63,722	\$5.71			
School District	Tebughna (Tyonek)	26	25,976			\$123,587		oil	\$6,676	\$130,263	\$5.01	\$5,010.12	683,552	19.06%
School District	Voznesenka	121	5,200			\$24,460		oil	\$1,433	\$25,893	\$4.98	\$213.99	\$1,726,610	1.50%
Central Peninsula Hospital	Vacant (Electric is attached to a shop		1344	\$1,199	1,015	\$5,376	20,123			\$6,575	\$4.89			

- School District Opportunities

- Kenai Central High School building controls upgrade - 39 year old control system
- Nikiski Middle High Building controls – 35 year old control system
- Skyview Middle School Building controls upgrade – 34 year old control system

- Opportunities Identified in Existing or Future Energy Audits or Efficiency Assessments

Potential Funding Avenues

- Performance Contracts (AK DOT Public Facilities Model)
Ameresco, Inc.
Johnson Controls
Siemens Industry
- City of Homer's Revolving Energy Fund (Ordinance 10-14)
- Grants
- Bond Package



A scenic landscape featuring a calm river or lake in the foreground. The left bank is lined with trees displaying vibrant autumn foliage in shades of yellow and orange. A tall, dark evergreen tree stands prominently on the left. The right bank is covered in dense green forest. In the background, rugged mountains rise under a cloudy sky. The word "Questions" is overlaid in the upper right quadrant of the image.

Questions