



# CPGH, Inc. Quarterly Report

Prepared for  
The Kenai Peninsula Borough  
Assembly and Administration  
August 1, 2023

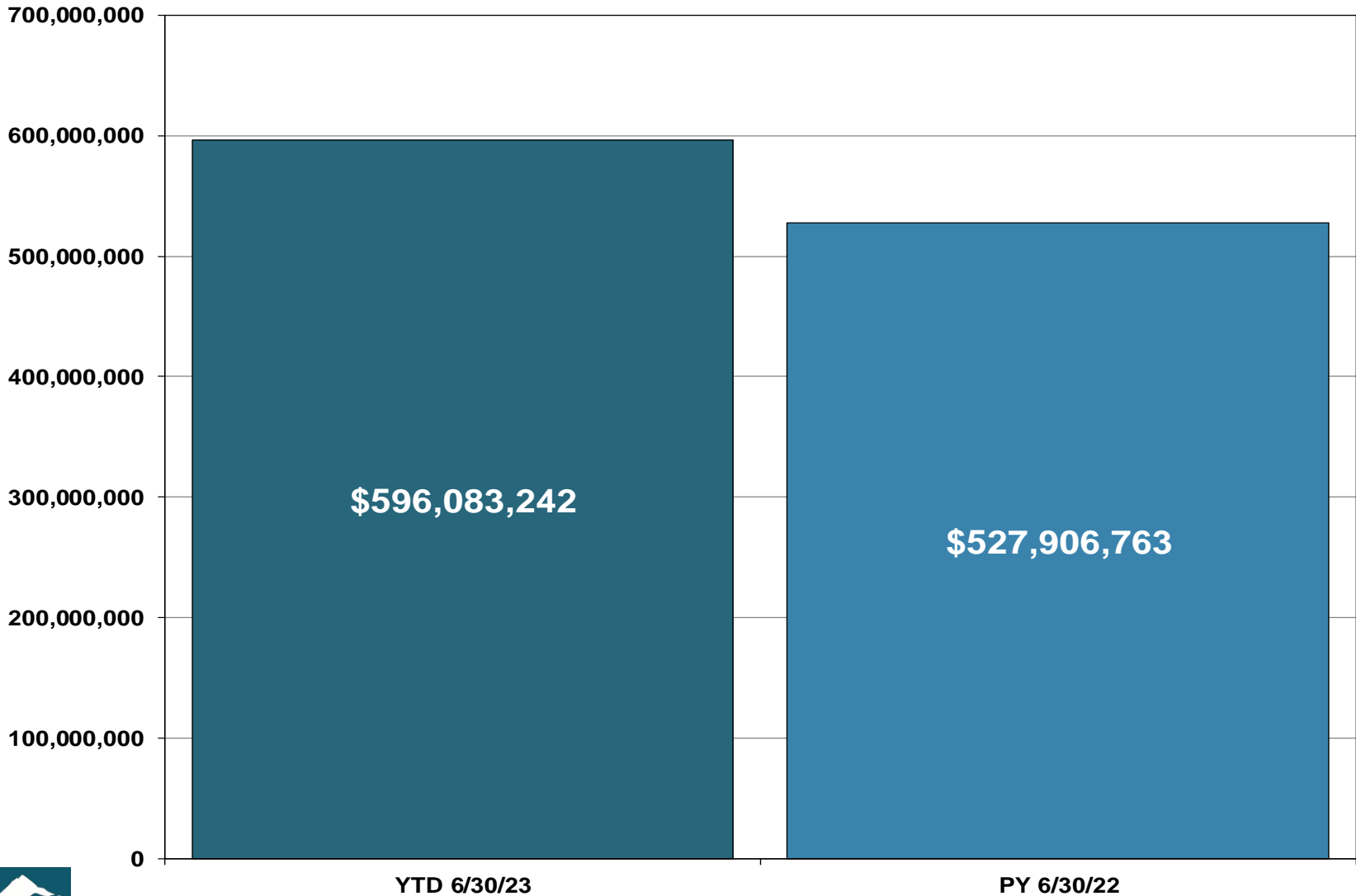


# Presentation Items

- Finance Report (Unaudited-Draft) as of August 1, 2023
- Charity Care (Community Benefit Program) and Bad Debt FY23
- PREF Update
- Other CPH Happenings
- Day in July within the ER
- Statistical Report FY23
- Bond and Charity Care – A 12-Year Lookback
- New Members of the Medical Staff



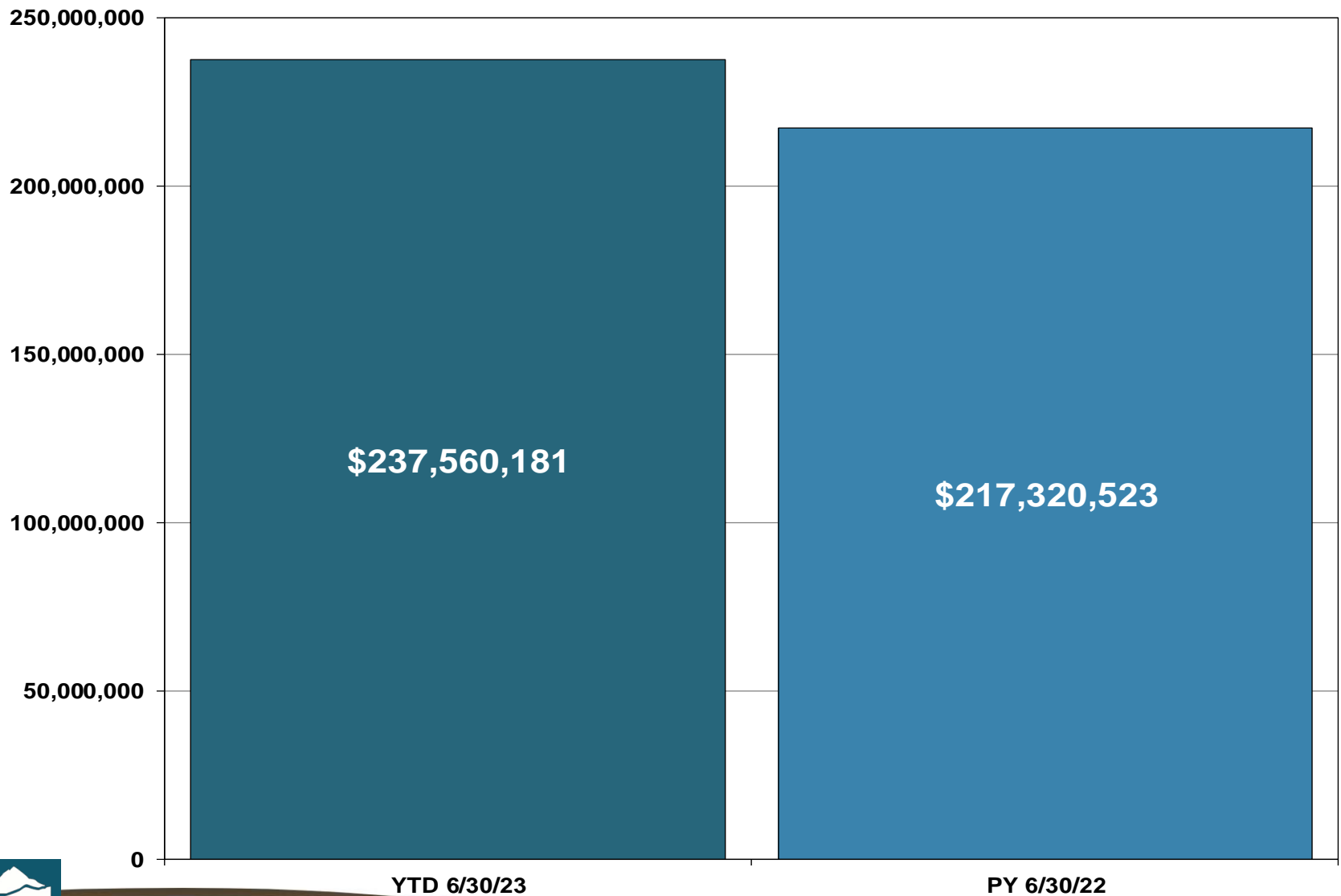
# CPH Gross Patient Revenue – FY2023



State-of-the-Art Technology. State-of-the-Heart Care.




# CPH Net Patient Revenue – FY2023



*State-of-the-Art Technology. State-of-the-Heart Care.*



# CPH Net Income / (Loss) – FY2023

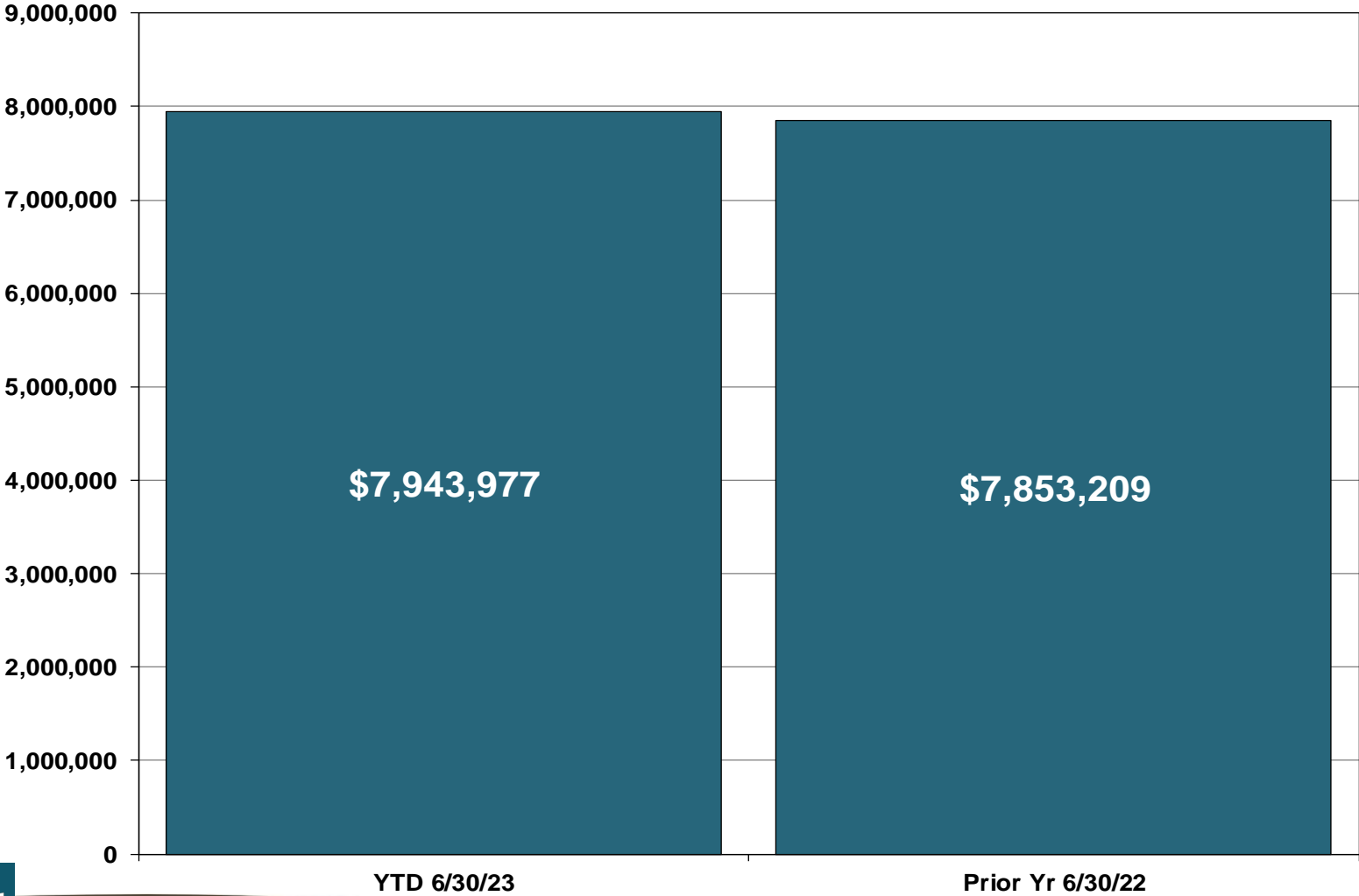


State-of-the-Art Technology. State-of-the-Heart Care.

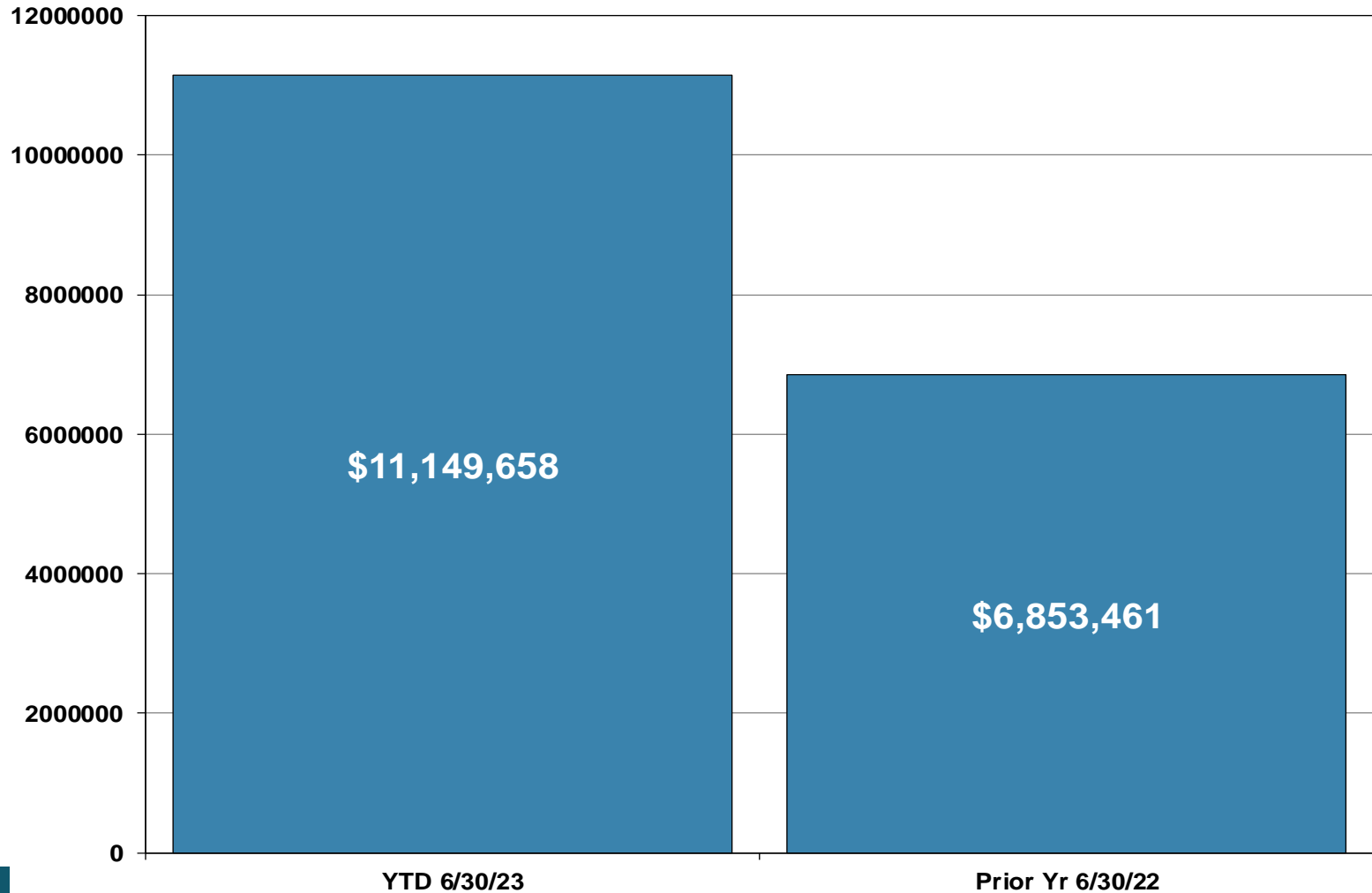


# Uncompensated Care – FY2023

## Charity Care (Community Benefits Program)

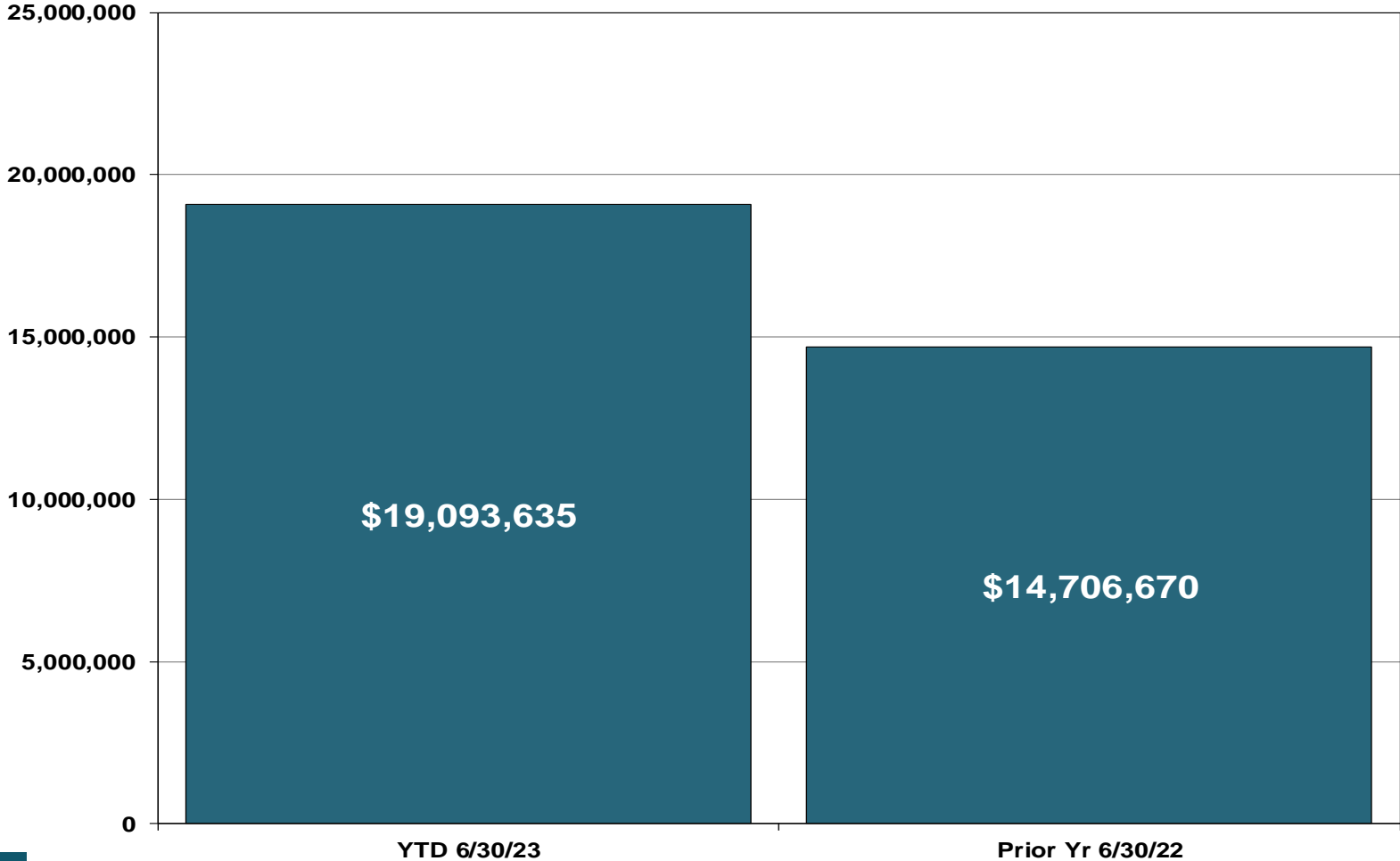


# Uncompensated Care – FY2023 Bad Debt



# Uncompensated Care – FY2023

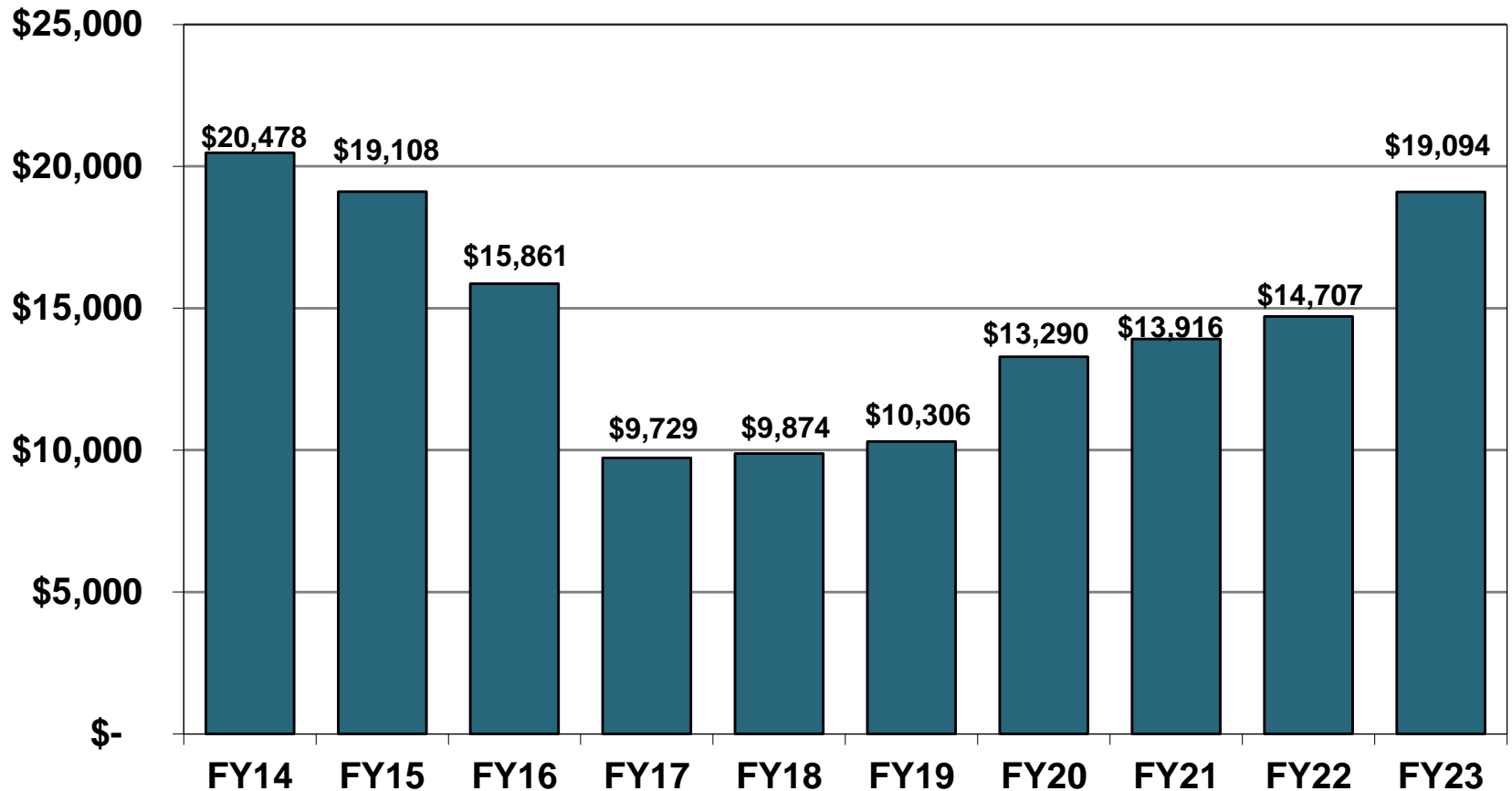
## Charity Care (Community Benefits Program) & Bad Debt Combined





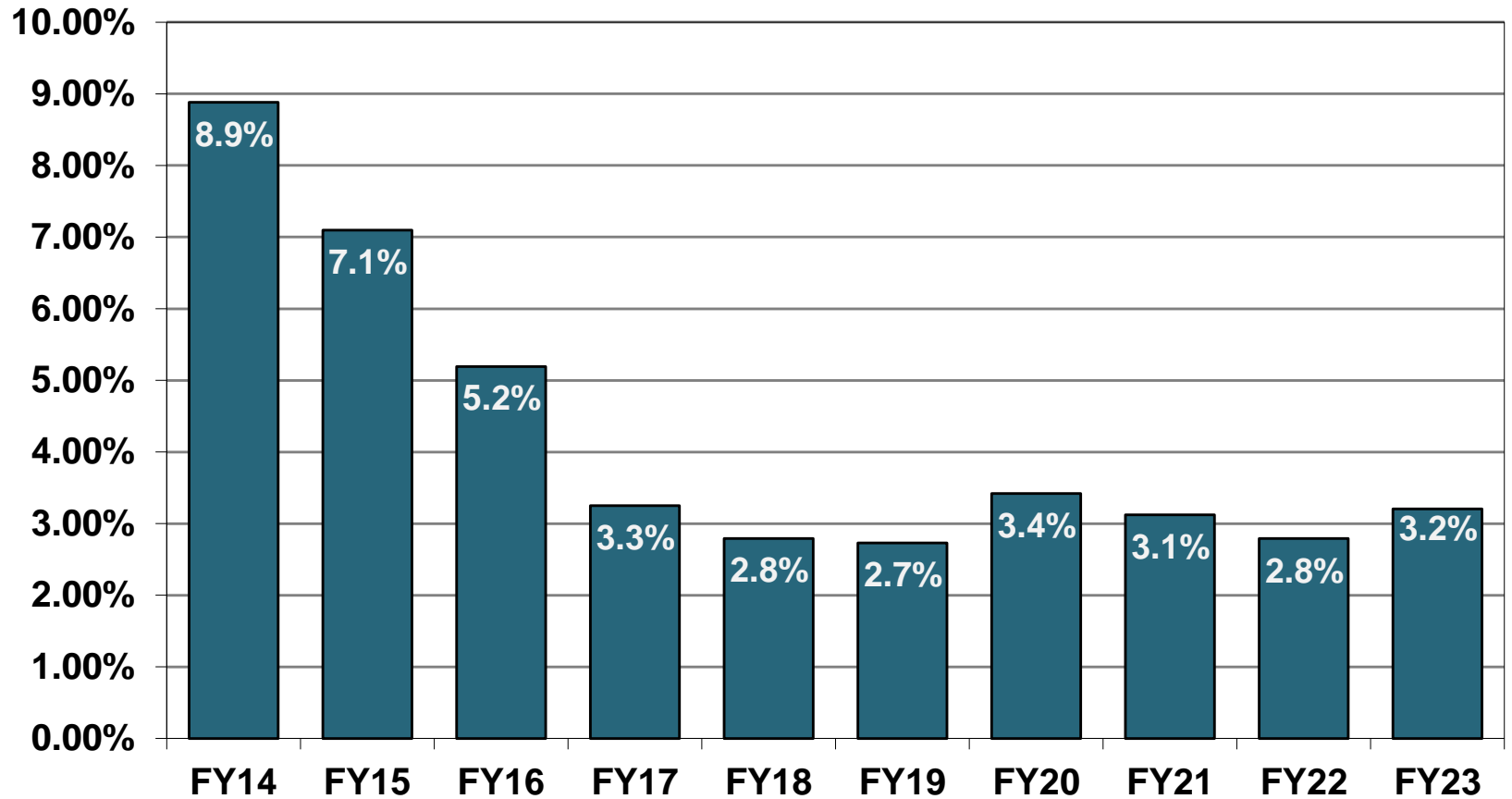
# Uncompensated Care Trend

(Charity & Bad Debt, in thousands of Dollars)



# Uncompensated Care Trend

(Charity & Bad Debt as Percentage of Gross Revenue)

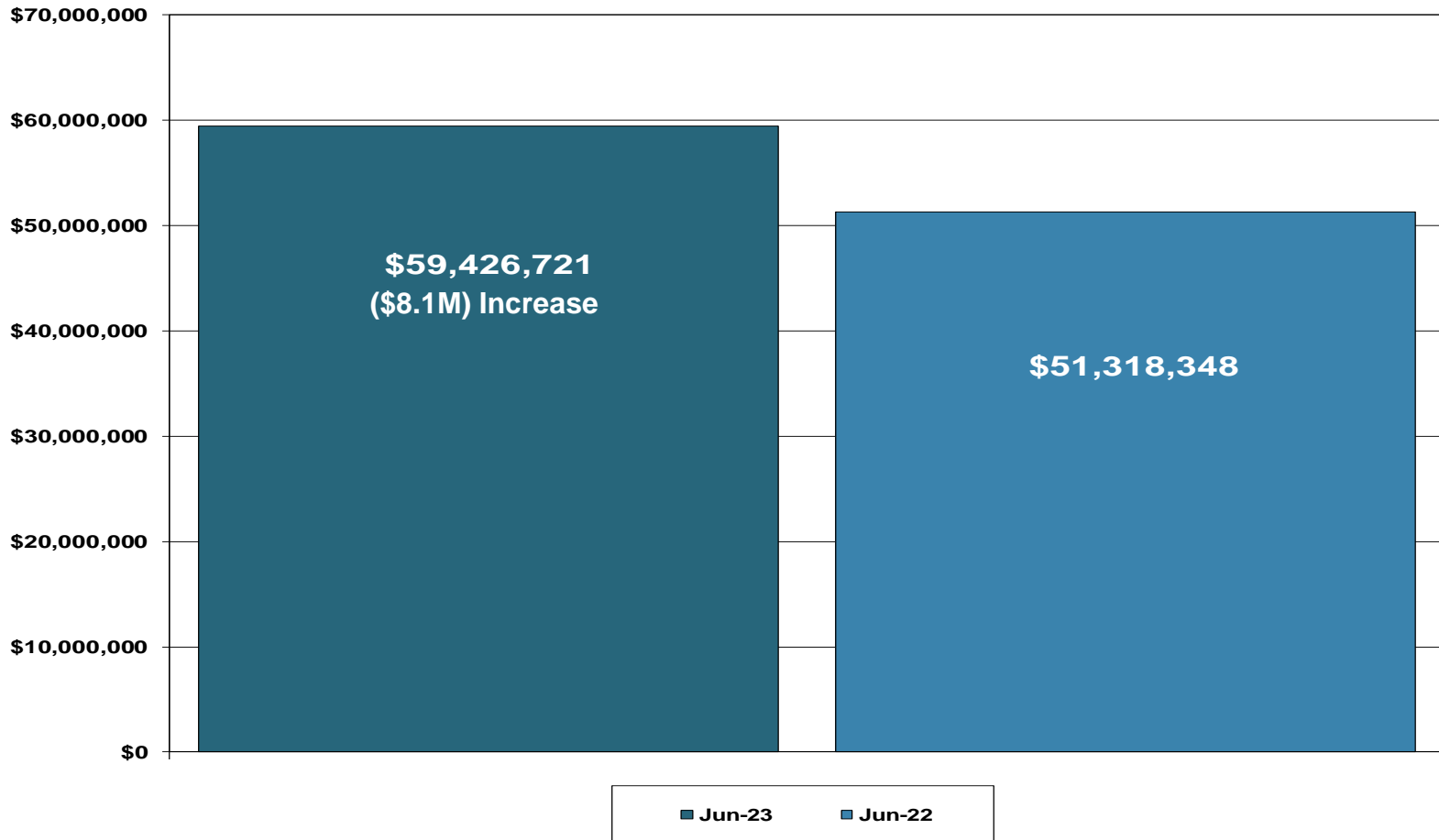


# Charity Care (Community Benefits Program & Bad Debt - FY 2023

- \$19.1 Million in uncompensated care provided to community members YTD.
- Financial Assistance Program Brochure available at the following website:
  - <https://www.cpgh.org/patientfinancialservices>



# Cash & Cash Equivalents FY2023



**Total of \$2.8 million transferred out of Operating Cash beyond normal business through 6/30/2023.**

**This includes:**

- \$2.8 million in Net Cash Transfers to Plant Replacement Fund



# Transfers to Plant Replacement & Expansion Fund

- PREF account balance at 6/30/2023 = \$68,964,661
- CPH Days Operating Cash on Hand at 6/30/2023 = 100.65 days
  - Anticipated Transfer Amount into the PREF - \$6,120,934
- Amount transferred to PREF in FY23 as of 6/30/2023 = \$2,814,320
  - \$2,814,320 in August 2022 for quarter ending 6/30/22



# Other CPH Happenings

- Hospital has been extremely busy in July, coming off a record breaking year in FY23
- CPH Provided a Check in the amount of \$150,000 to the School District from the Health Equity Grant
- An additional \$150,000 for the School District was funded for FY24, totaling \$300,000 in Health Equity Grant funding provided through CPH
- Workday Phase I (HR and PR) Completed
- Workday Phase II (Accounting and MM) Initiated



# A July Day in YOUR Emergency Department

## 79 Visits

### How Did They Arrive?

|               |           |             |
|---------------|-----------|-------------|
| Car           | 60        | 76%         |
| Ambulance     | 16        | 20%         |
| Police        | 2         | 3%          |
| Wheelchair    | 1         | 1%          |
| <b>TOTALS</b> | <b>79</b> | <b>100%</b> |

### What Happened to Them?

|                   |           |             |
|-------------------|-----------|-------------|
| Discharge         | 68        | 86%         |
| Admit             | 5         | 6%          |
| LWBS after Triage | 3         | 4%          |
| Medevac           | 2         | 3%          |
| Eloped            | 1         | 1%          |
| <b>TOTALS</b>     | <b>79</b> | <b>100%</b> |

### Where Did They Come From?

|               |           |             |
|---------------|-----------|-------------|
| AK            | 60        | 76%         |
| CA            | 4         | 5%          |
| CO            | 4         | 5%          |
| FAROE ISLANDS | 1         | 1%          |
| FL            | 1         | 1%          |
| MI            | 1         | 1%          |
| MN            | 1         | 1%          |
| OR            | 1         | 1%          |
| SWITZERLAND   | 1         | 1%          |
| TX            | 1         | 1%          |
| UT            | 2         | 3%          |
| WA            | 1         | 1%          |
| WI            | 1         | 1%          |
| <b>TOTALS</b> | <b>79</b> | <b>100%</b> |

### Area of Origin

|                |           |             |
|----------------|-----------|-------------|
| KPB            | 51        | 65%         |
| Out of State   | 17        | 22%         |
| ANCHORAGE      | 5         | 6%          |
| Out of Country | 2         | 3%          |
| SAND POINT     | 1         | 1%          |
| PALMER         | 1         | 1%          |
| EAGLE RIVER    | 1         | 1%          |
| BIG LAKE       | 1         | 1%          |
| <b>TOTALS</b>  | <b>79</b> | <b>100%</b> |

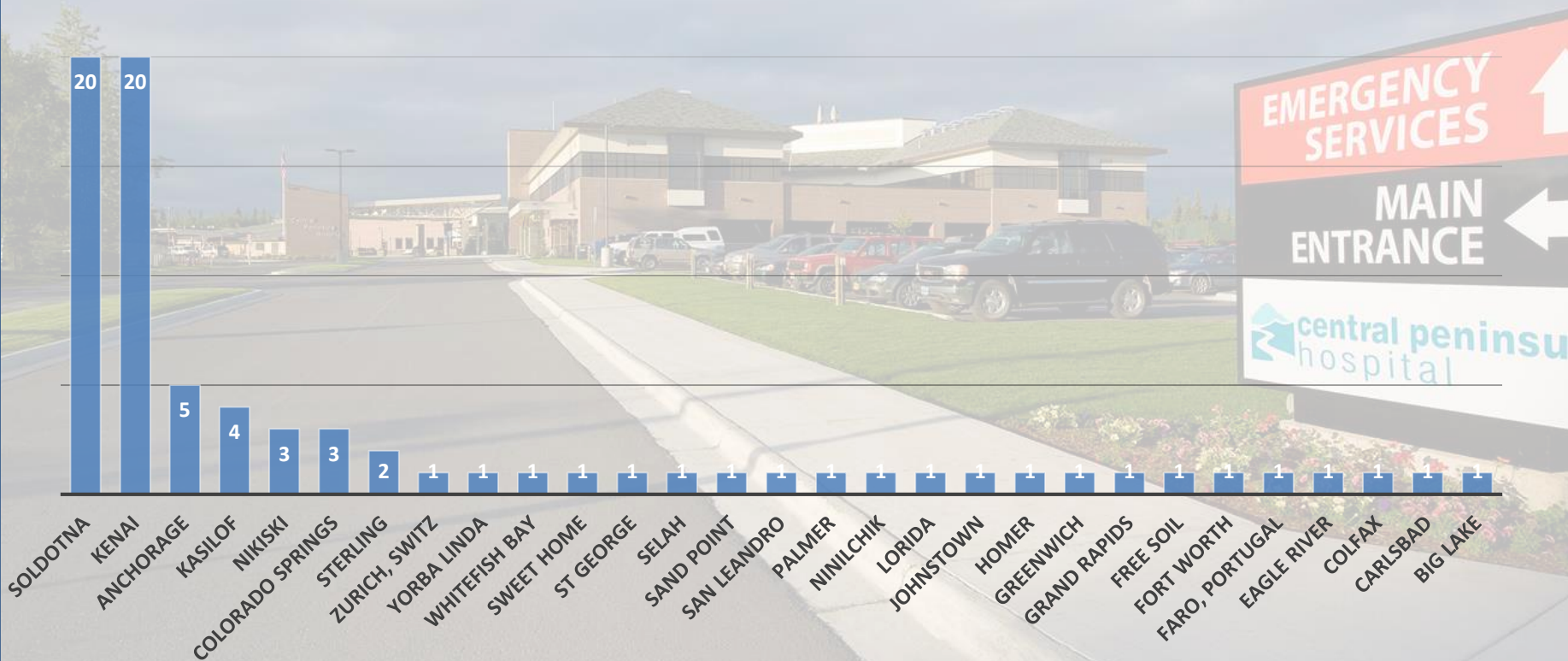
### Patient Ages

|               |           |             |
|---------------|-----------|-------------|
| 0-12yrs       | 10        | 13%         |
| Teens         | 5         | 6%          |
| 20's and 30's | 18        | 23%         |
| 40's and 50's | 17        | 22%         |
| 60's and 70's | 21        | 27%         |
| 80's and 90's | 8         | 10%         |
| <b>TOTALS</b> | <b>79</b> | <b>100%</b> |



# ED Patients by City

July 17, 2023





# How About Other Departments?

| FY23 - July 1, 2022 - June 30, 2023 |           |
|-------------------------------------|-----------|
|                                     | Actual    |
| Acute Care Patient Days             | 11,378    |
| Births                              | 340       |
| Serenity House Census Days          | 4,126     |
| Total Hospital Outpatient Visits    | 178,343   |
| Surgery Cases                       | 5,095     |
| Oncology/Infusion Units             | 38,710    |
| Emergency Room Visits               | 17,044    |
| Laboratory Total Billed Procedures  | 296,546   |
| Pathology Procedures                | 11,825    |
| Radiology Procedures                | 24,730    |
| CT Scans                            | 12,021    |
| MRI Procedures                      | 4,572     |
| Mammography/Bone Density Procedures | 4,841     |
| Pharmacy Doses Dispensed            | 2,912,622 |
| Physical Therapy Units              | 56,609    |
| Occupational Therapy Units          | 12,315    |
| Speech Therapy Units                | 7,734     |
| Family Practice Clinic Visits       | 11,477    |
| Specialty Clinic Visits             | 32,306    |
| Specialty Clinic Surgical Cases     | 3,633     |
| Cath Lab Procedures                 | 1,209     |
| Urgent Care Visits                  | 6,807     |

The Answer is:  
**Very Busy!**

Heritage Place – At capacity  
Clinics – Over 1000 visits per week  
Behavioral Health – Extremely Busy

It takes every single dedicated employee to provide great care and keep everything going as smooth as possible!

Very proud of the entire team. They keep **YOUR** hospital operating like a Swiss watch!



# Bonds and Charity Care – A 12-year Lookback

- Since 2011, CPH has paid \$43,225,000 in General Obligation Bonds on behalf of the Taxpayers
- Since 2011, CPH has provided \$78,545,896 in Charity Care (Community Benefits Program)
- Total of \$121,770,896 Combined

| Description        | Date of Issue | Amount Issued      | Maturity Date (FY) | Annual Pymt FY24 | Principal Outstanding 06/30/23 |
|--------------------|---------------|--------------------|--------------------|------------------|--------------------------------|
| GO Bonds 2003      | 12/10/2003    | 47,985,000         | 2004-2024          | 3,321,000        | 3,240,000                      |
| Revenue Bonds 2014 | 2/20/2014     | 32,490,000         | 2014-2029          | 2,955,312        | 15,095,000                     |
| Revenue Bonds 2017 | 11/29/2017    | 28,955,000         | 2018-2038          | 2,057,976        | 23,985,000                     |
|                    | <b>Total:</b> | <b>109,430,000</b> | <b>Total:</b>      | <b>8,334,288</b> | <b>42,320,000</b>              |

|   |                    |
|---|--------------------|
| Estimated GO Bond Debt Paid on Behalf of Taxpayers Since 2011 | 43,225,000         |
| Charity Care for Taxpayers Since 2011                         | 78,545,896         |
| <b>Total Bond and Charity Care Paid:</b>                      | <b>121,770,896</b> |



# New Medical Staff at CPGH, Inc .



**Welcome Joseph Knight, DPM (Surgical Podiatrist)**



**Welcome Brian Uhlir, CRNA (Certified Registered Nurse Anesthetists)**



# QUESTIONS?

