



Project Homeless Connect 2026

**In partnership with the Kenai
Peninsula Homelessness Coalition
and the Kenai Peninsula Project
Homeless Connect Sub-committee.**

Our Goals

- **Connect people to services efficiently and effectively that would otherwise be difficult to access.**
- **Build a more compassionate community.**
- **Reduce stigma.**
- **Provide annual data.**



Alaska

In Alaska, a full-time worker must earn an hourly wage of \$29.73 to afford the average Fair Market Rent (FMR) for a 2-bedroom rental apartment in the state (\$1,546).

To afford this rent, without paying more than 30% of income for housing, they must earn \$61,835 annually.

Someone working minimum wage (\$13.00) would need to work 91 hours per week or 2.3 full-time jobs to afford a 2-bedroom apartment at FMR.

Extremely low-income households are those whose incomes are at or below the federal poverty guideline

Federal Poverty Guideline - Alaska

- **\$19,950 single** **\$27,050 family of 2** **\$41,250 family of 4**

***.NLIHC.org / National Low Income Housing Coalition

2026 Point in Time Count / PHC

Point in Time Count – count of sheltered and unsheltered persons experiencing homelessness carried out on one night in the last 10 calendar days of January.

According to HUD guidance, the PIT count should be completed using unduplicated counts or statistically reliable estimates of persons experiencing homelessness in both sheltered and unsheltered locations on a single night.

15th Annual PHC Soldotna / Kenai

- 111 participants
- Total number in households – 241
- 43 vendors
- 183 volunteers
- 55% of participants reported first time attending event.
- 80% stated they would use a Cold Weather Emergency Shelter if available in community.
- Number of pets provided services – 24 dogs & 12 cats



2026 PHC Data

Gender	Age	Race	Veteran Status
54% Female 45 % Male	35 – 44 (29%) 55 – 64 (20%)	71% Caucasian 23% AK. Native / Indian	9%
Slept Night Prior	How Long Homeless	Number of times Homeless in last 3 years	Disability
34% Street/car/shelter	41% less than 1 year	24% first time	60% (67 people)
35% Friends/Family 22% Apartment/House	43% 1 year or more	31% 2–3 times 27% 4 or more times	Based on disclosure of disability – MH, Alcohol/Drug, Chronic, Developmental, Physical

2026 PHC Data

Domestic Violence	Primary Reason for Homelessness		Last Permanent Address
<p>55% 80% female/20 male</p>	<p>Lack/loss of job (10%) Substance abuse (8%) Other (56%)</p>	<p>Lack of money, house fire, death in family, disabled, cost/lack of housing availability</p>	<p>40% Soldotna 29% Kenai 9% Kasilof Sterling, Nikiski, Ninilchik, Clam Gulch, Anchor Point, Anchorage, WA, OR, Colorado, Montana</p>

Homer / Anchor Point



- 106 participants
- Total number in households – 133
- 28 vendors
- 44 volunteers
- 16 cash / in-kind donors
- 1st CRC event – 72%

2026 Community Resource Connect (CRC) Homer / Anchor Point

Gender	Age	Race	Veteran Status
55% Female 42 % Male 3% Other	35 – 44 (22%) 55 – 64 (29%)	67% Caucasian 18% AK. Native / Indian	6%
Slept Night Prior	How Long Homeless	Number of times Homeless in last 3 years	Disability
13% Street/car/shelter	18% less than 1 year	34% first time	58%
11% Friends/Family 64% Apartment/House	24% 1 year or more	10% 2–3 times 5% 4 or more times	Based on disclosure of disability – MH, Alcohol/Drug, Chronic, Developmental, Physical

Seward

- 26 participants
- Total number in households – 44
- 12 vendors
- 50+ volunteers
- 11 cash / in-kind donors



2026 Seward Cares

Gender	Age	Race	Veteran Status
38% Female 62 % Male	35 – 44 (27%) 55 – 64 (27%)	50% Caucasian 23% AK. Native / Indian	8%
Slept Night Prior	How Long Homeless	Number of times Homeless in last 3 years	Disability
8% Street/car/shelter	8% less than 1 year	4% first time	88%
30% Friends/Family 54% Apartment/House	12% 1 year or more	27% 2–3 times 15% 4 or more times	Based on disclosure of disability – MH, Alcohol/Drug, Chronic, Developmental, Physical

What people need

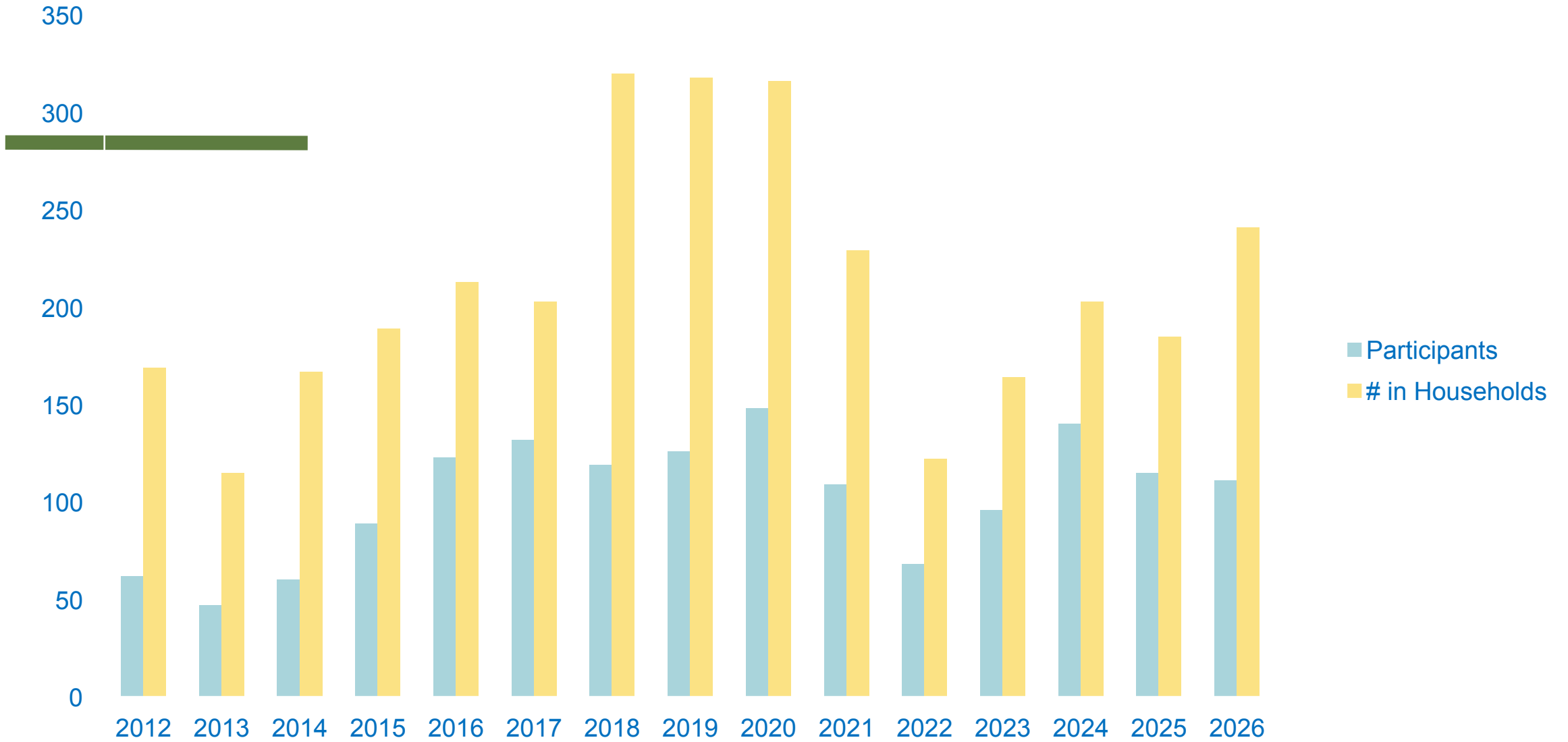


- **Primary needs:** food, employment, housing, money, transportation.
- **Secondary needs:** rental & utility assistance, gas vouchers, vehicle repair, basic hygiene items, medical & dental, winter gear, access to shower & laundry.

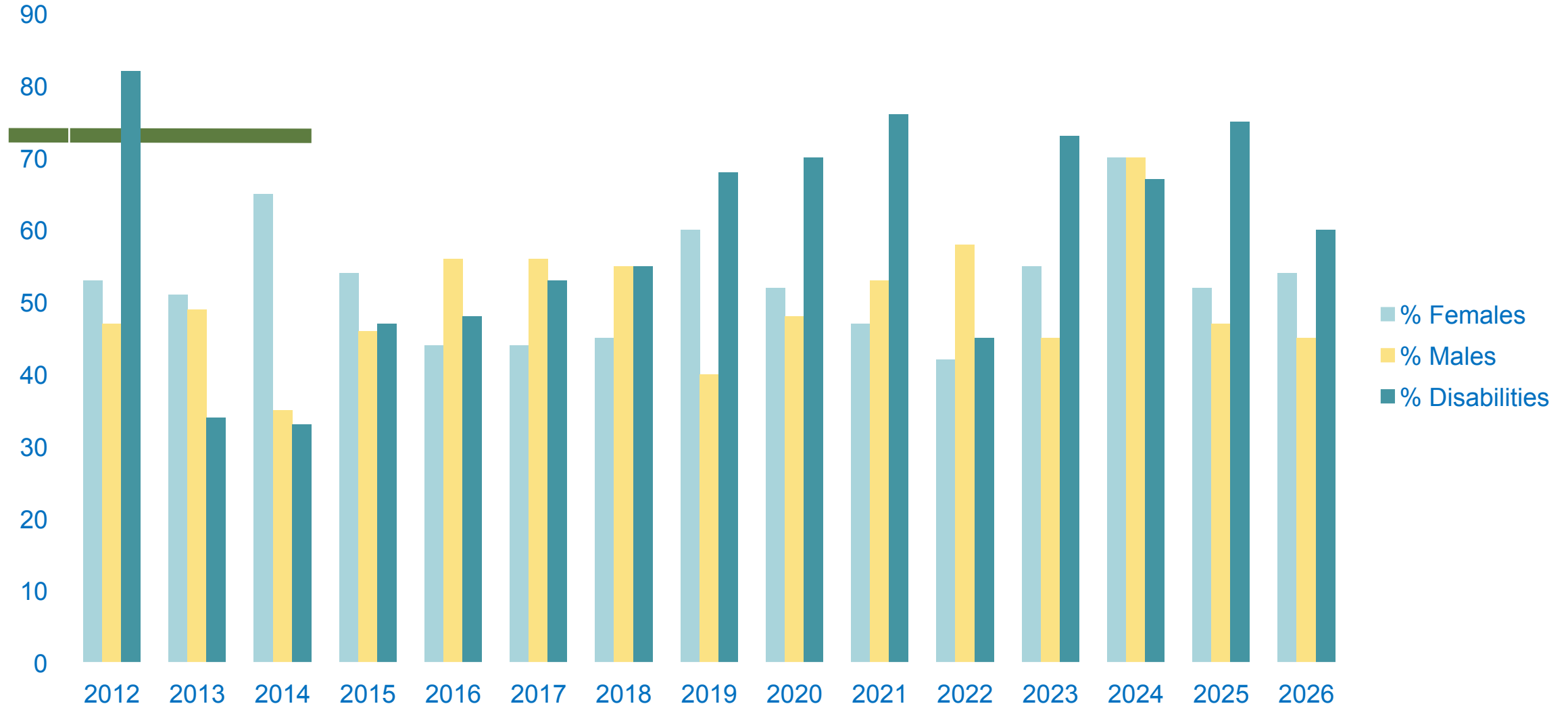
Participant Exit Survey:

- 99% stated the event was helpful to them.
- 98% felt respected and supported.

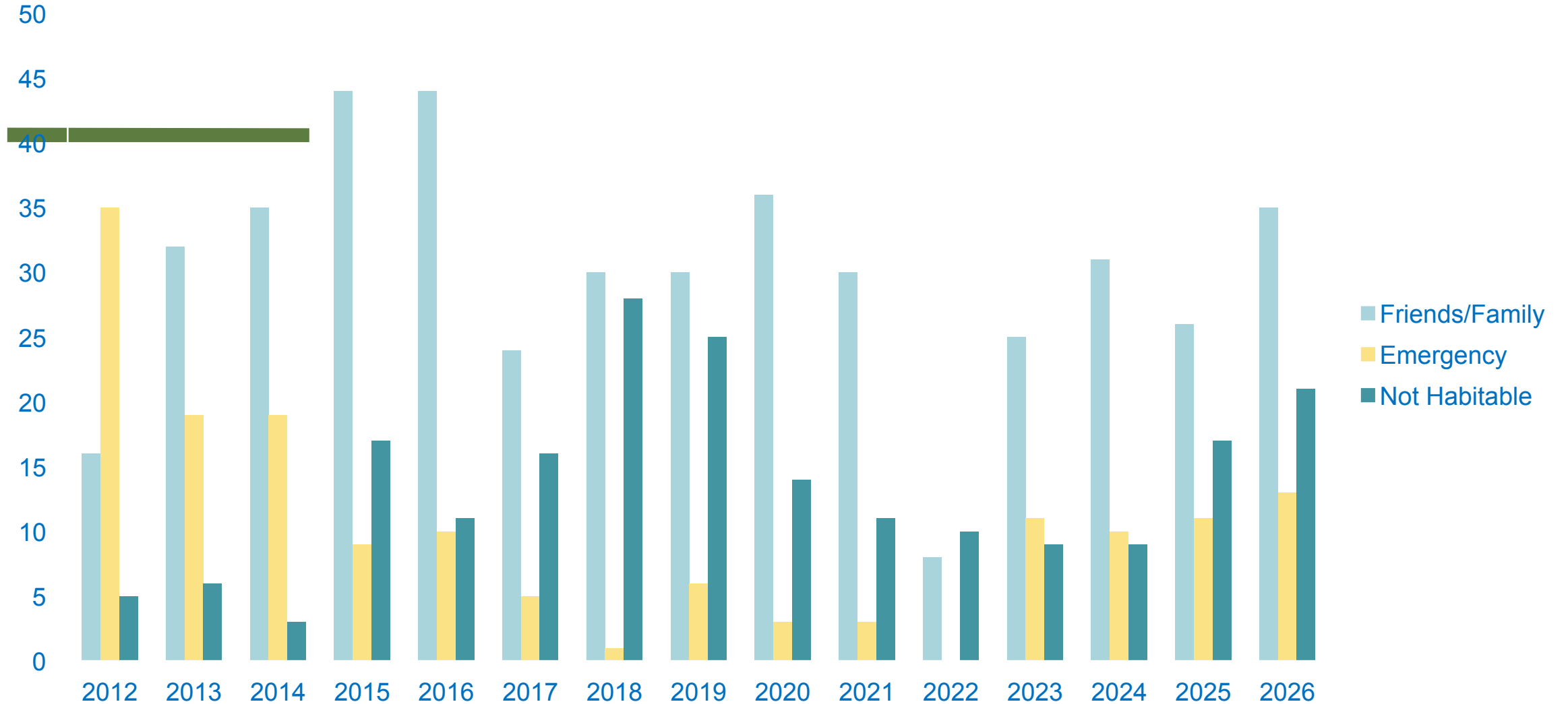
Participants & Households



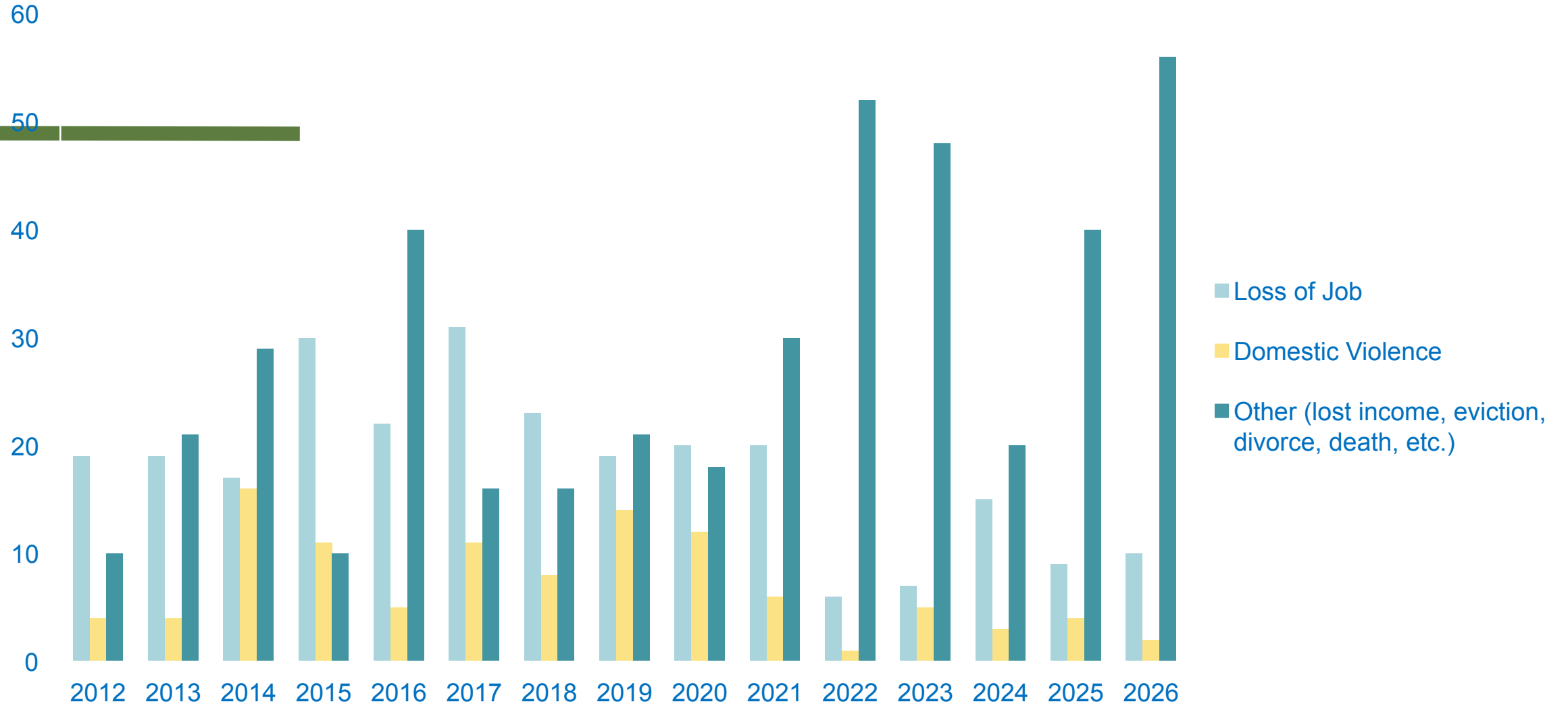
Gender & Disabilities



Housing Status



Primary Reason for Homelessness



15 Year Data Comparison

Year	Participants	Household	Female	Male	Disability	Vendors	1st Time PHC
2012	62	169	53%	47%	82%	20	100%
2013	47	115	51%	49%	34%	25	92%
2014	60	167	65%	35%	33%	25	91%
2015	89	189	54%	46%	47%	27	80%
2016	123	213	44%	56%	48%	24	68%
2017	132	203	44%	56%	53%	33	54%
2018	119	320	45%	55%	55%	30	68%
2019	126	318	60%	40%	68%	31	56%
2020	148	316	52%	48%	70%	35	67%
2021	109	229	47%	53%	76%	COVID	62%
2022	68	122	42%	58%	45%	27	56%
2023	96	164	55%	45%	73%	40	62%
2024	140	203	50%	50%	67%	36	58%
2025	115	185	52%	47%	75%	40	51%
2026	111	241	54%	45%	60%	43	55%

Thank you to our Sponsors!

AIH	City of Soldotna	Kenai Peninsula Foundation	Peninsula Community Health Services
Alaska Housing Finance Corp.	Cook Inlet Counseling	Kenai Peninsula Scent Work Club	Project Homeless Connect
Alaska Mental Health Trust Authority	Evenson Heritage Lodge	Kenai Public Health	Safeway – Kenai & Soldotna
Ashley Blatchford	Fred Meyer	Kenai Rotary Club	Save U More
Breath Free Coalition	Guardian	Kenaitze Indian Tribe	Soldotna Animal Hospital/Dr. Grady Austin
Bishop's Attic	Home Depot	Knights of Columbus	Soldotna Regional Sports Complex
Cadre Feed	Independent Living Center	Mary Armstrong	Soldotna Rotary Club
Central Peninsula Hospital	Jennifer Randleas	Michelle McDonald	Soldotna United Methodist Church
Change 4 the Kenai	Kaytlynn Malone	Midnight Son Seventh-Day Adventist Church	Spendard Builders Supply
Christ Lutheran Church	Kenai Methodist Church	North Star United Methodist Church	Thrivent Financial
Church of Jesus Christ of Latter Day Saints	Kenai Peninsula Interfaith Group	Our Lady of Perpetual Help Catholic Church	Walmart
City of Kenai	Kenai Peninsula Food Bank	Our Lady of the Angels Catholic Church	



Thank you!

Cheri Smith: csmith@leeshoreak.org

Kathy Gensel: kgensel@cpgh.org