

Kenai Peninsula Borough  
144 N. Binkley Street, Soldotna, AK 99669



# Kenai Peninsula Borough

**DISCUSSION ON SAFETY**

Incident Review  
TRIR & DART Rates  
Program Costs  
SMART Goals  
Leveraging Technology

## IMPROVEMENT

# 96%

REDUCTION IN KPB RECORDABLE  
INJURIES SINCE 2017

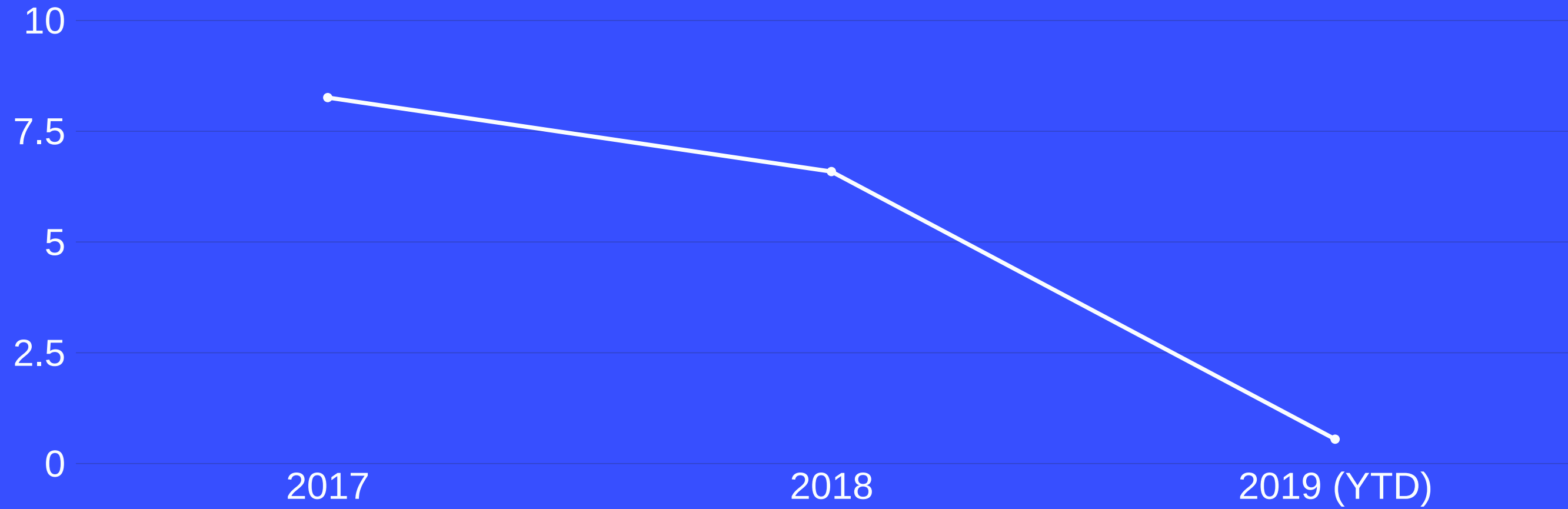
Using SMART preventative measures, the KPB has dramatically reduced the overall total recordable incident rate.



# KPB Incident Breakdown

BY CALENDAR  
YEAR



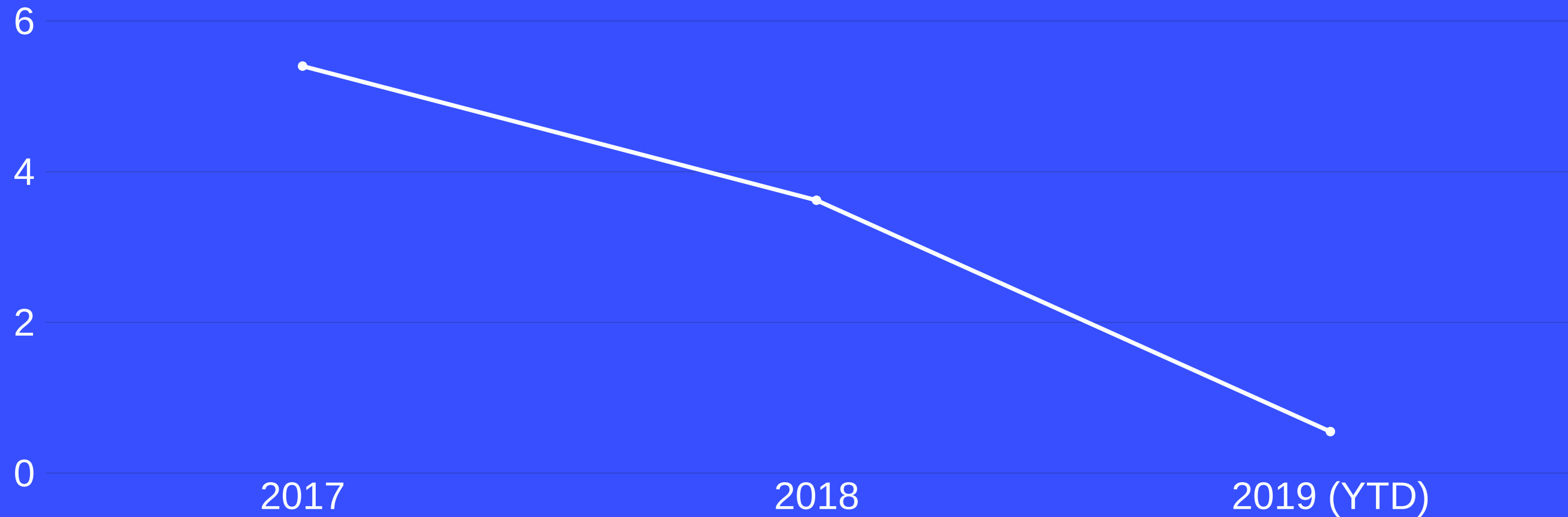


# TRIR

**TOTAL RECORDABLE  
INCIDENT RATE (KPB)**

Between 2017 and now, the KPB's Total Recordable Incident Rate has gone from 8.26 to 6.59 to 0.55.





# DART

**DAYS AWAY,  
RESTRICTED, OR  
TRANSFERED (KPB)**

Between 2017 and now, the KPB's Days Away, Restricted or Transferred rate has gone from 5.40 to 3.62 to 0.55.



**\$272,619**

—

KPB'S TOTAL 2017  
CASH BASIS  
ACTIVITY

**\$226,381**

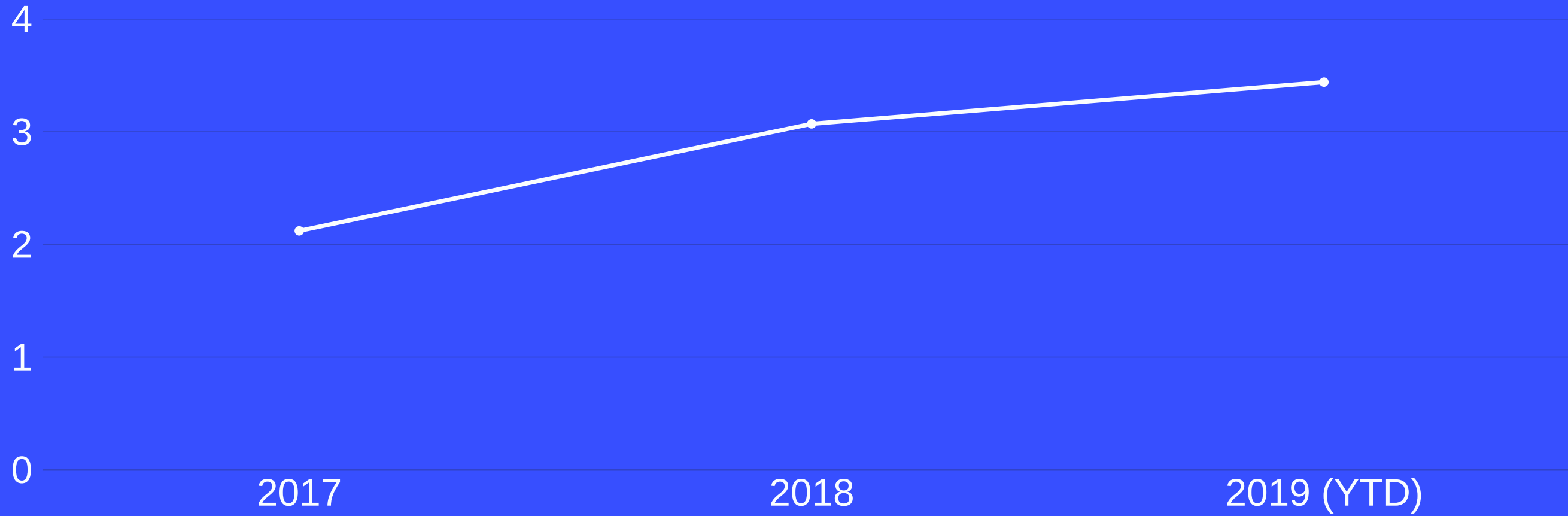
—

KPB'S TOTAL 2018  
CASH BASIS  
ACTIVITY

# KPBSD Incident Breakdown

BY CALENDAR YEAR





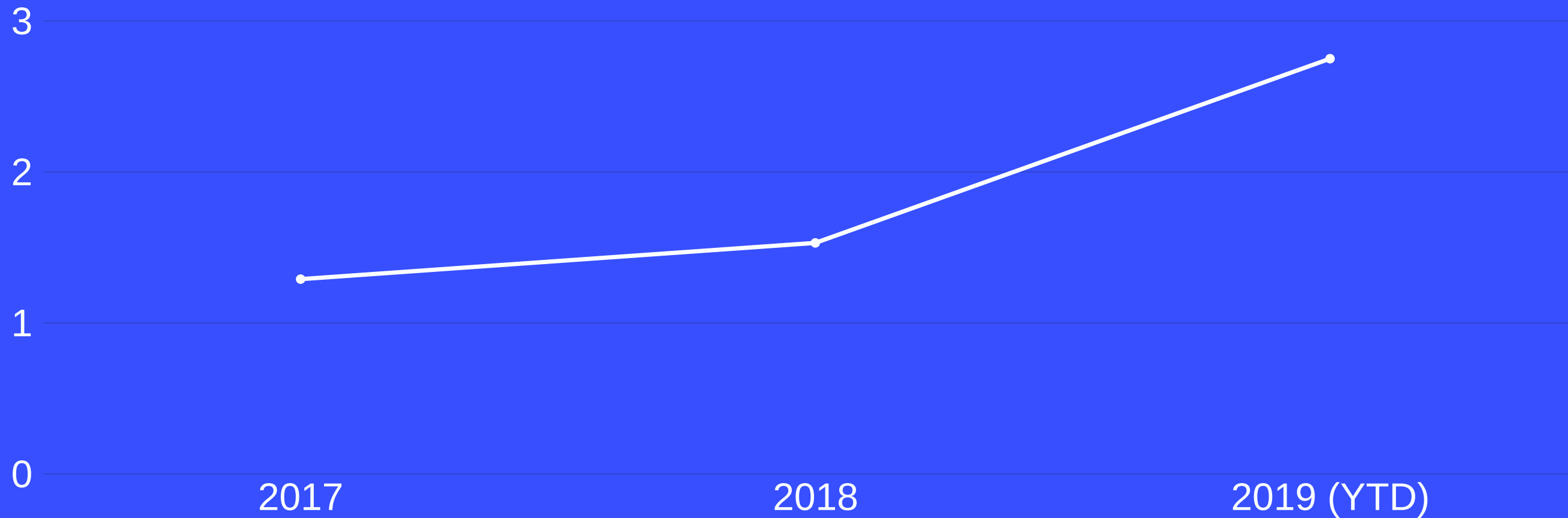
# TRIR

## TOTAL RECORDABLE INCIDENT RATE (KPBSD)

Between 2017 and now, the KPBSD's Total Recordable Incident Rate has gone from 2.12 to 3.07 to 3.44.







# DART

**DAYS AWAY,  
RESTRICTED, OR  
TRANSFERED (KPBSD)**

Between 2017 and now, the KPBSD's Days Away, Restricted or Transferred rate has gone from 1.29 to 1.53 to 2.75.



**\$159,287**

—

KPBSD'S TOTAL 2017  
CASH BASIS  
ACTIVITY

**\$286,363**

—

KPBSD'S TOTAL  
2018 CASH BASIS  
ACTIVITY

Risk Department  
Activities

## COMMUNICATION

A weekly safety communication tool sent to all employees.

## WALKTHROUGHS

Facility inspections by the Risk Department have increased by 14% since 2017.

## ORIENTATION

In-person new hire orientations with primary focus on safety culture.

## TRAINING

Increased new-hire training as well as annual refresher training for all employees.

# Preventative Measures

Risk Department Activities

# Lagging Indicators

## TRAINING

Specific employee training provided by the Risk Department for any employee involved in an injury.

## BULLETINS

Post-incident safety bulletins describing the events, what went wrong, and what we're doing to mitigate the risk in the future.

## INVESTIGATIONS

Investigations for all recordable injuries and incidents beyond a financial limit.

---



# Leveraging Technology

**EHS MANAGEMENT SOFTWARE**

---

Dashboards & Scorecards  
Incident Management  
Corrective Actions  
Root Cause Investigations  
Job Safety Analysis (JSA)  
Behavior Based Safety (BBS)  
OSHA Reporting  
Workers' Comp Claim  
Management  
Audits & Inspections  
Training Management