

- Annual funding presentation to the Kenai Peninsula Borough Assembly and Finance Committee.

KPEDD FY26 Funding Request

www.kpedd.org

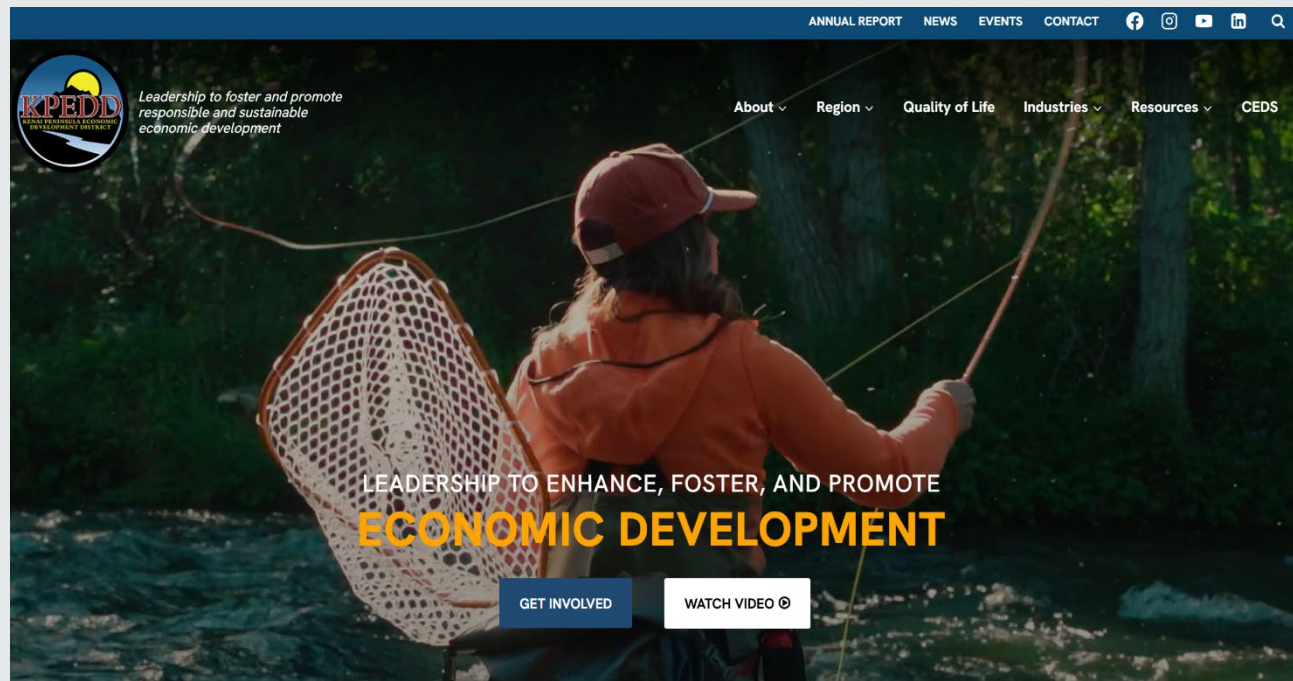
www.kenaipeninsulaworkforce.org



**Leadership to foster and promote responsible
and sustainable economic development**

Kenai Peninsula Economic Development District

This presentation outlines the annual funding request from the Kenai Peninsula Economic Development District (KPEDD), highlighting the importance of obtaining financial resources to support economic development initiatives. With this funding, KPEDD aims to address local challenges such as job placement, housing availability, workforce development pathways, and resource and infrastructure development, while ensuring the prosperity and sustainability of communities across the Kenai Peninsula.



KPEDD's board of directors is committed to increasing private investment and fostering systems and strategies that attract and encourage capital investment in our strongest industries and key assets. KPEDD's mission is to develop and implement a comprehensive and effective economic development strategy that will drive growth across various sectors, ultimately improving the quality of life for residents.

KPB Funding supports KPEDD's Strategic Goals

The funding request seeks essential financial resources to promote economic development initiatives across the Kenai Peninsula. By strategically leveraging the KPB Grant alongside existing funding sources, KPEDD can effectively implement targeted projects that enhance community resilience and stimulate sustainable growth in key sectors.

Similar to building a ship, each component is vital to the success of the overall mission. This integrated approach ensures project goals are achieved, resulting in meaningful outcomes that benefit the entire region.



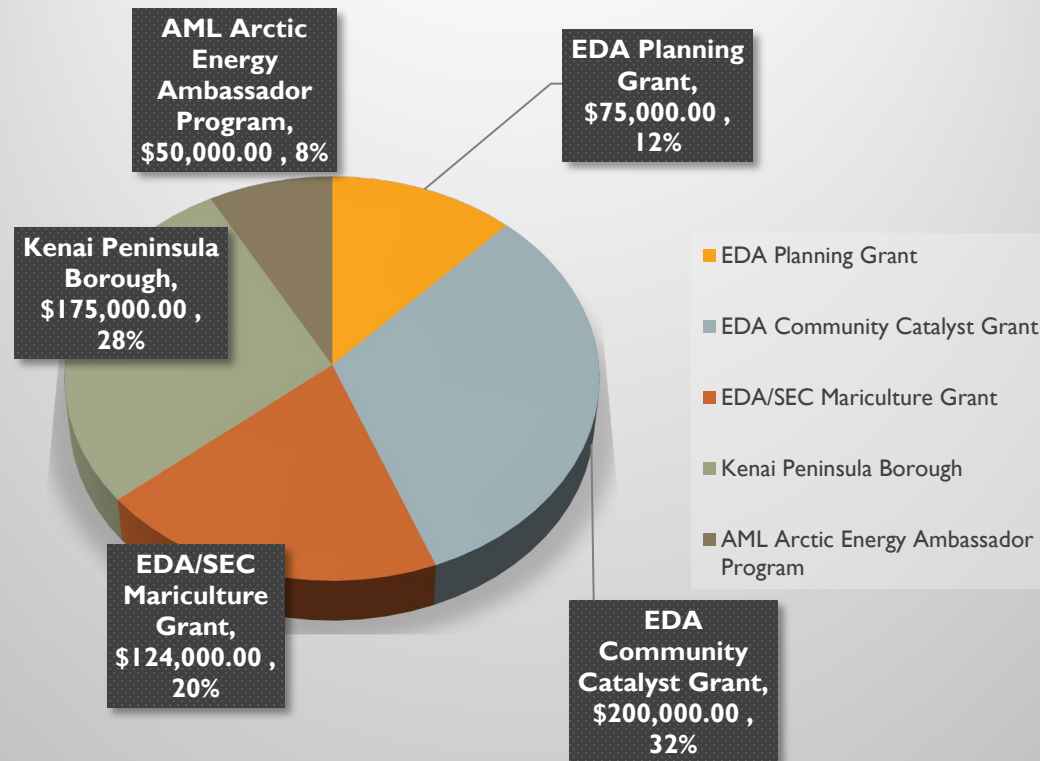
KPEDD PROJECT ALLOCATION

The proposed budget allocation outlines how the requested funds will be strategically divided among critical programs that drive economic development.

Key allocations include job training initiatives, essential infrastructure projects, and enhancing analytical data sets to support informed decision-making.

Additionally, funding will support industry development endeavors, such as the Alaska Mariculture Cluster and the Department of Energy's Arctic Energy Ambassador initiatives, alongside partnerships with local businesses to spur comprehensive economic growth.

KPEDD Project Breakout Current Year FY25



ANTICIPATED OUTCOMES FOR FY26

The anticipated outcomes of the KPEDD funding request include increased awareness and participation in local employment opportunities, clearer pathways to employable skills and certifications, enhanced collaboration among stakeholders, greater migration and retention of skilled residents, and improved overall economic resilience within the Kenai Peninsula region.



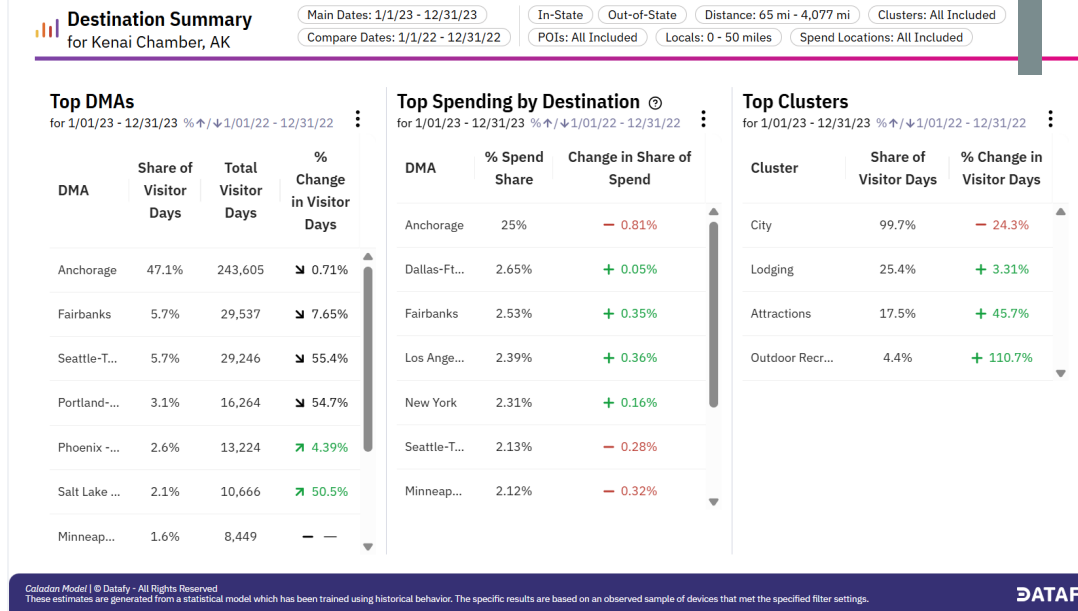
| <u>Cost Category</u> | <u>FY25</u> | <u>FY26</u> | <u>Change in Cost</u> | <u>Justification</u> |
|----------------------|-------------|-------------|-----------------------|---|
| Personnel/Fringe | 175,000 | 206,687 | 31,687 | Our anticipated personnel costs reflect a 3% increase in salary and wages. Additionally, A portion of the KPEDD payroll has been shifted to funding from the KPB Borough, as the contract for the DOE's Arctic Energy Program will be completed midway through FY26. At the same time, we are hopeful that the DOE will renew our contracts as Ambassadors; we will not know until later this year. We have contracted with EDC to carry out the outreach work for the EDA Planning CEDS Project. This change led to a redistribution of payroll expenses, increasing personnel costs allocated under the KPB Allocation. |

Our approach involves strategizing and collaborating more frequently with workforce development organizations, economic developers, and private capital investors. Occasionally, we contract with them to advance our mission and goals. As a result of this strategy, our request for FY26 reflects an increase in anticipation of a redistribution of operating and project funds, along with a 3% rise in personnel costs (CPI for Urban Alaska February 2025 @2.9% - BLS).

Going into FY26 – KPEDD has Momentum from FY25

Using Data for Strategy Development, Decision Making, and SWOT Analysis

- **Data Software and Data Analysis Tools:**
- **Efficiency and Scalability:** Utilizing specialized software allows KPEDD to manage and process large volumes of diverse datasets efficiently. This is crucial for handling the complexity of regional economic data.
- **Advanced Analytical Capabilities:** Modern data analysis tools provide sophisticated statistical and analytical techniques to uncover hidden patterns, correlations, and trends that might not be apparent through manual analysis.
 - **ARC GIS:** Understanding the spatial distribution of economic activity and visitation.
 - **DataFy:** This tool enables KPEDD and Chambers to identify trends in tourism and spending activity to better understand visitors and the tourism industry. It also allows for forecasting future trends based on historical data.

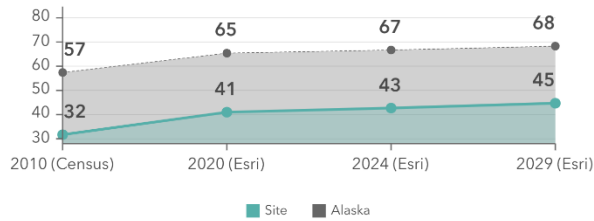


Community Change Snapshot

Kenai Peninsula Borough, AK 2
Geography: County

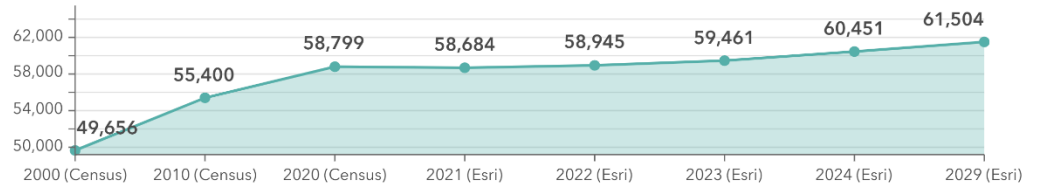


Diversity Index

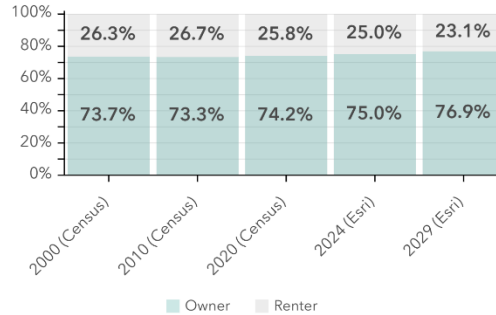


Dots show comparison to

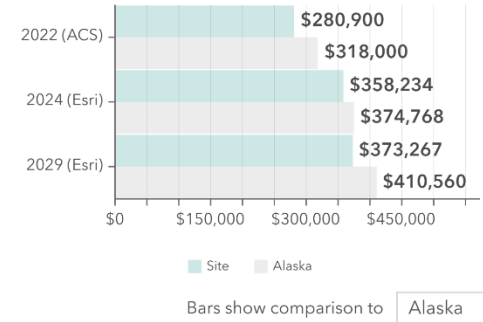
Total Population



Owner vs Renter Occupied Units

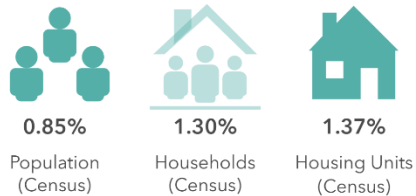


Median Home Value




Bars show comparison to

2000-2020 Compound Annual Growth Rate



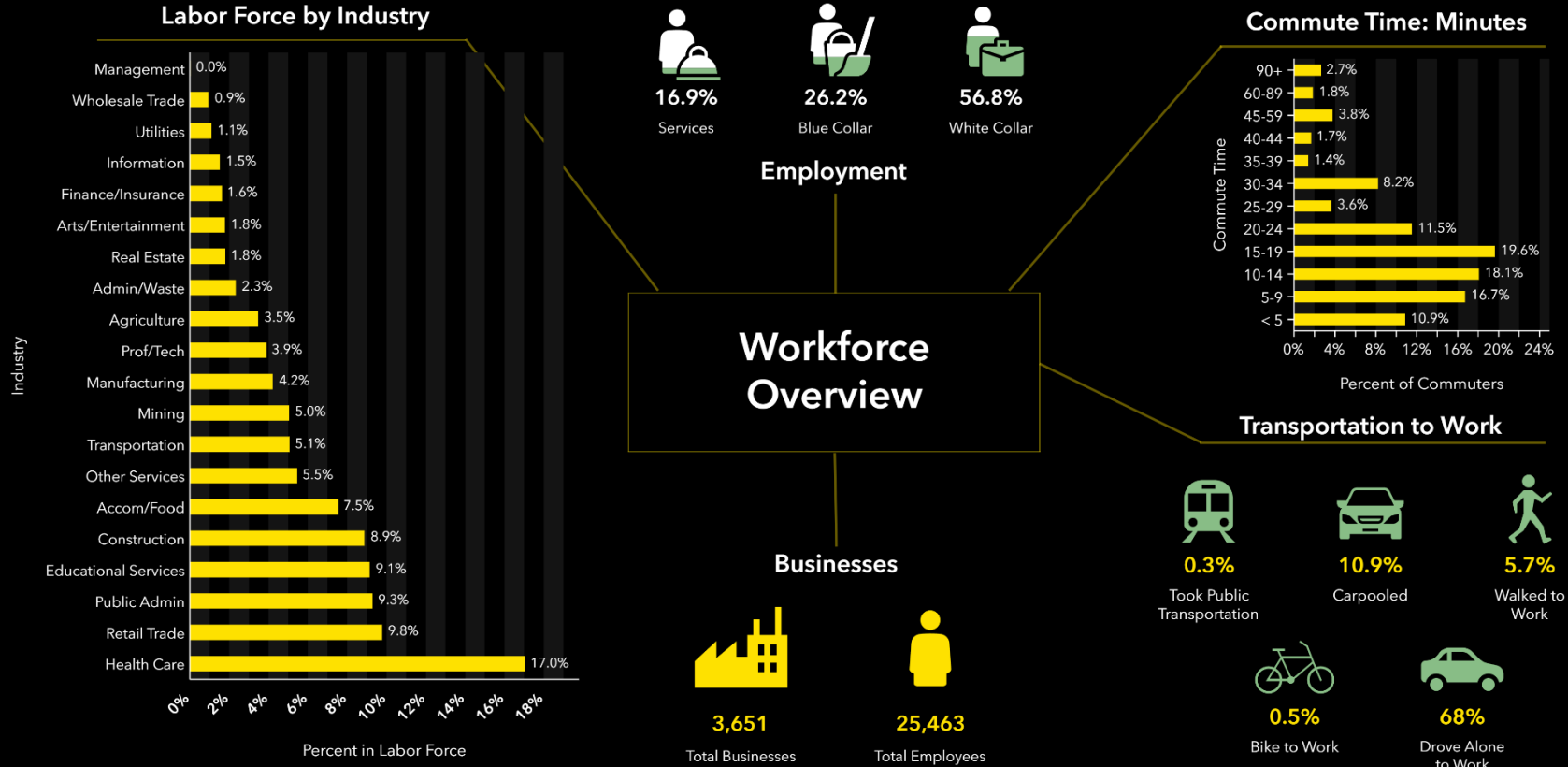
Total Housing Units: Past, Present, Future



Economic Development Profile

Kenai Peninsula Borough, AK 2

Geography: County



2020 Census Summary

Kenai Peninsula Borough, AK 2


Geography: County



The 2020 Census data includes information on population and housing as well as detailed data on age, sex, race, Hispanic origin, household and family type, relationship to householder, group quarters population, housing occupancy, and tenure.

| Households by Size | Number | Percent |
|------------------------|--------|---------|
| Total Households | 23,873 | - |
| 1-Person Household | 7,227 | 30% |
| 2-Person Household | 8,969 | 38% |
| 3-Person Household | 3,012 | 13% |
| 4-Person Household | 2,436 | 10% |
| 5-Person Household | 1,180 | 5% |
| 6-Person Household | 624 | 3% |
| 7+ Person Household | 425 | 2% |
| Average Household Size | 2.38 | - |

Households by Type



- Married Couple (49%)
- Cohabiting Couple (7%)
- Male Householder: No Spouse (22%)
- Female Householder: No Spouse (21%)

Source: This infographic contains data provided by U.S. Census (2000, 2010, 2020). © 2025 Esri

KEY FACTS

58,799
Total Population

32,622
Housing Units

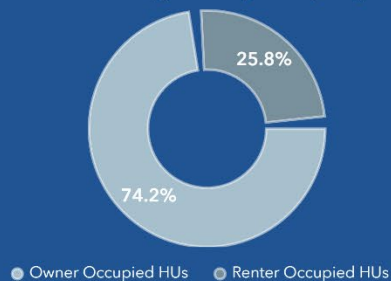
3.7
Population
Density

2.38
Average
Household Size

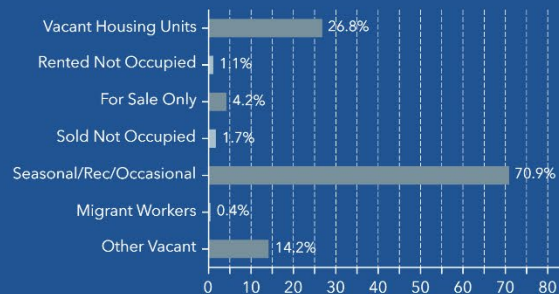
23,873
Total Households

41.0
Diversity Index

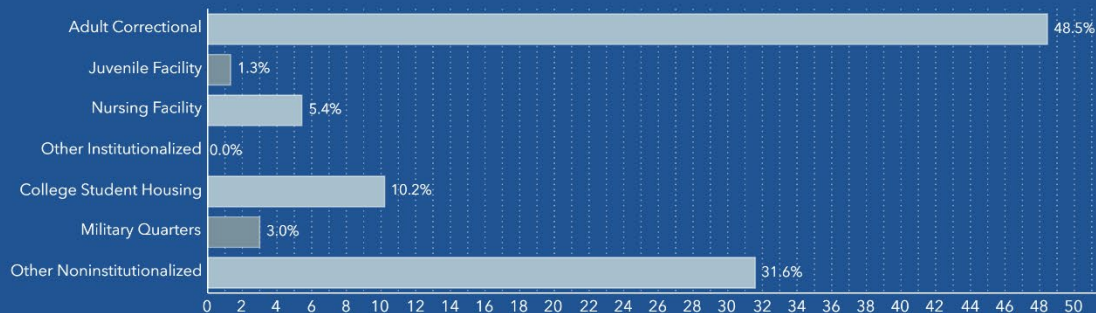
Total Housing Units by Occupancy



Total Housing Units by Vacancy



Group Quarters Population



KPEDD FOCUS: Workforce Development

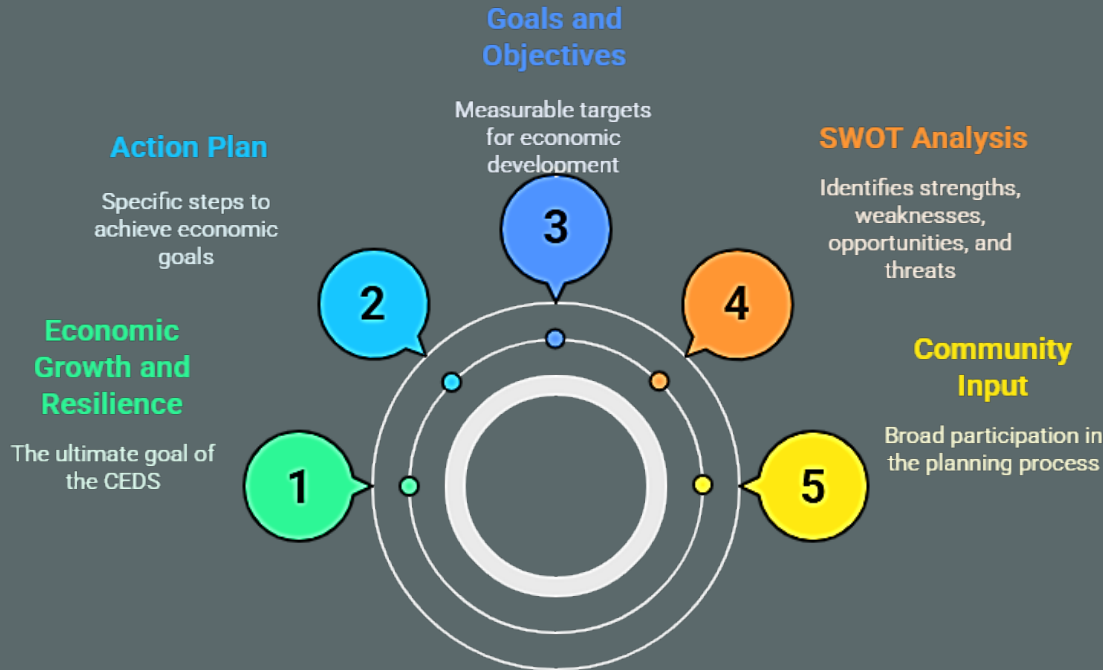
Through collaboration with industry partners, community leaders, educational institutions, and vocational training centers, KPEDD works to raise awareness about essential resources for job growth. This includes information on job skill training, certifications, and infrastructure projects that can improve the job market. By enhancing these resources, KPEDD aims to strengthen the economic ecosystem and attract job seekers to our region.

KPEDD – Success Story

<https://www.kdll.org/local-news/2025-02-11/hands-on-career-fair-brings-resources-to-rural-students>



Comprehensive Economic Development Strategy



Made with Napkin

The Comprehensive Economic Development Strategy (CEDS) is:


- Instrumental in facilitating and supporting economic development projects
- Can help in creating strategies for significant, impactful economic development planning
- Serves as a roadmap for current planning projects and future projects
- KPEDDS's role is multifaceted and includes developing and implementing the region's Comprehensive Economic Development Strategy (CEDS) every five years.

KPEDD 2026-2031 CEDS Kickoff Survey

Share Your Voice & Shape Our Economy


KPEDD is updating the Kenai Peninsula's Comprehensive Economic Development Strategy (CEDS), and we want your input. Our interactive Mentimeter survey, open through November 2025, lets you share your priorities to guide regional economic growth.

Your feedback helps ensure the CEDS reflects the real needs and opportunities of our communities.



We deeply value the KPB Assembly and Administration's ongoing support and look forward to continuing our work together to make the Kenai Peninsula an even better place to live, work, and thrive.

Thank you!



*Leadership to enhance, foster
and promote economic development*