



# FISCAL YEAR 2019 KENAI PENINSULA BOROUGH

## General Fund Budget to Actual Overview

December 3, 2019 - KPB Finance Department

# KENAI PENINSULA BOROUGH GENERAL FUND

## Fiscal Year 2019 Summary

Beginning fund balance	<u>07/01/2018</u>	\$ 22,799,999
Revenues	85,110,383	
Expenditures/Transfers	<u>81,007,771</u>	
Change in Fund balance		<u>4,102,612</u>
Ending fund balance	<u>06/30/2019</u>	<u>\$ 26,902,611</u>

# KENAI PENINSULA BOROUGH

## GENERAL FUND

### Revenues - FY19 Budget to Actual

#### ◎ Sales Tax

- Budget \$31.7M

- Actual \$32.9M

#### ◎ PILT/National Forest Receipts

- Budget \$2.6M

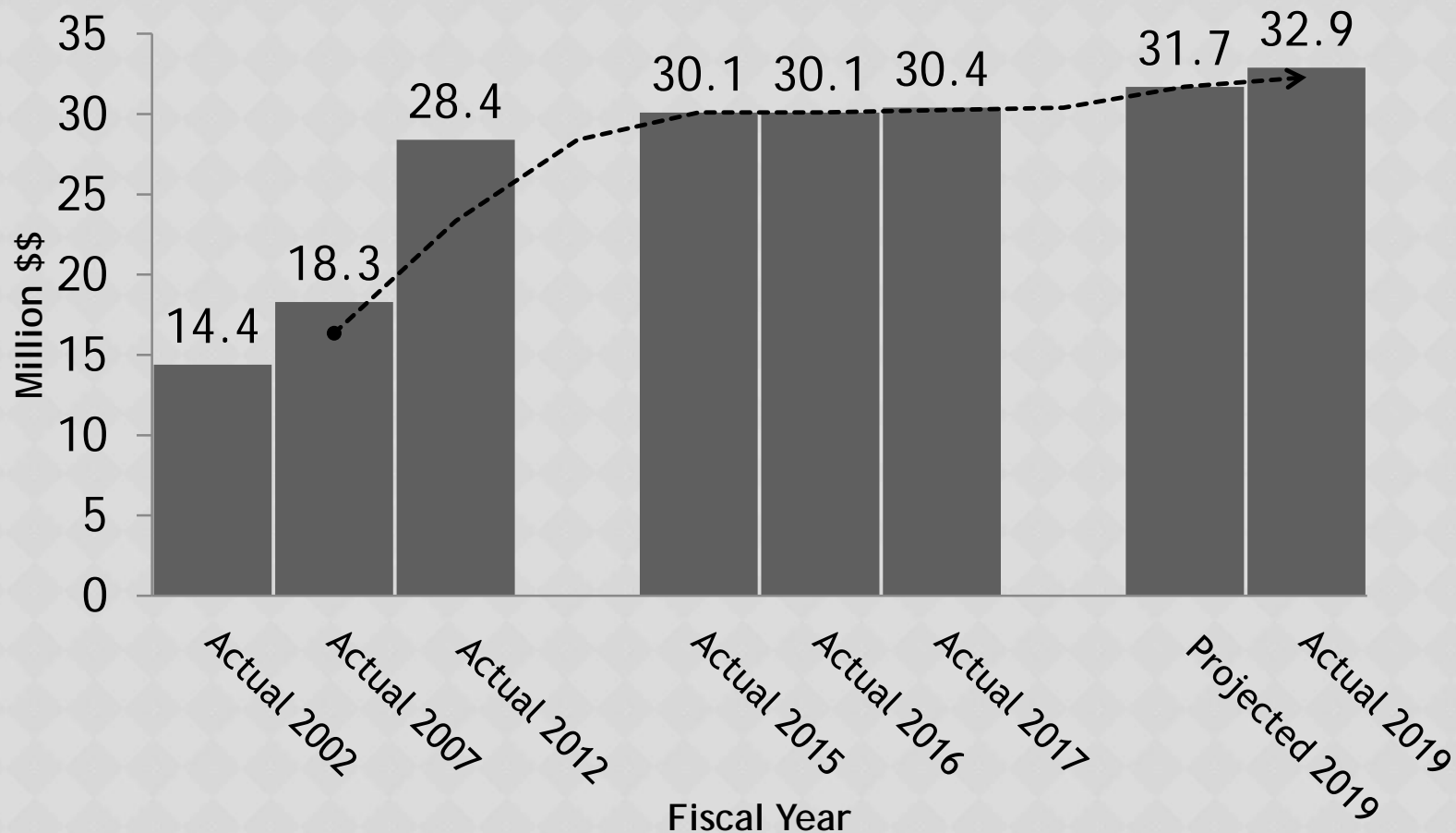
- Actual \$3.7M

#### ◎ Interest Earnings

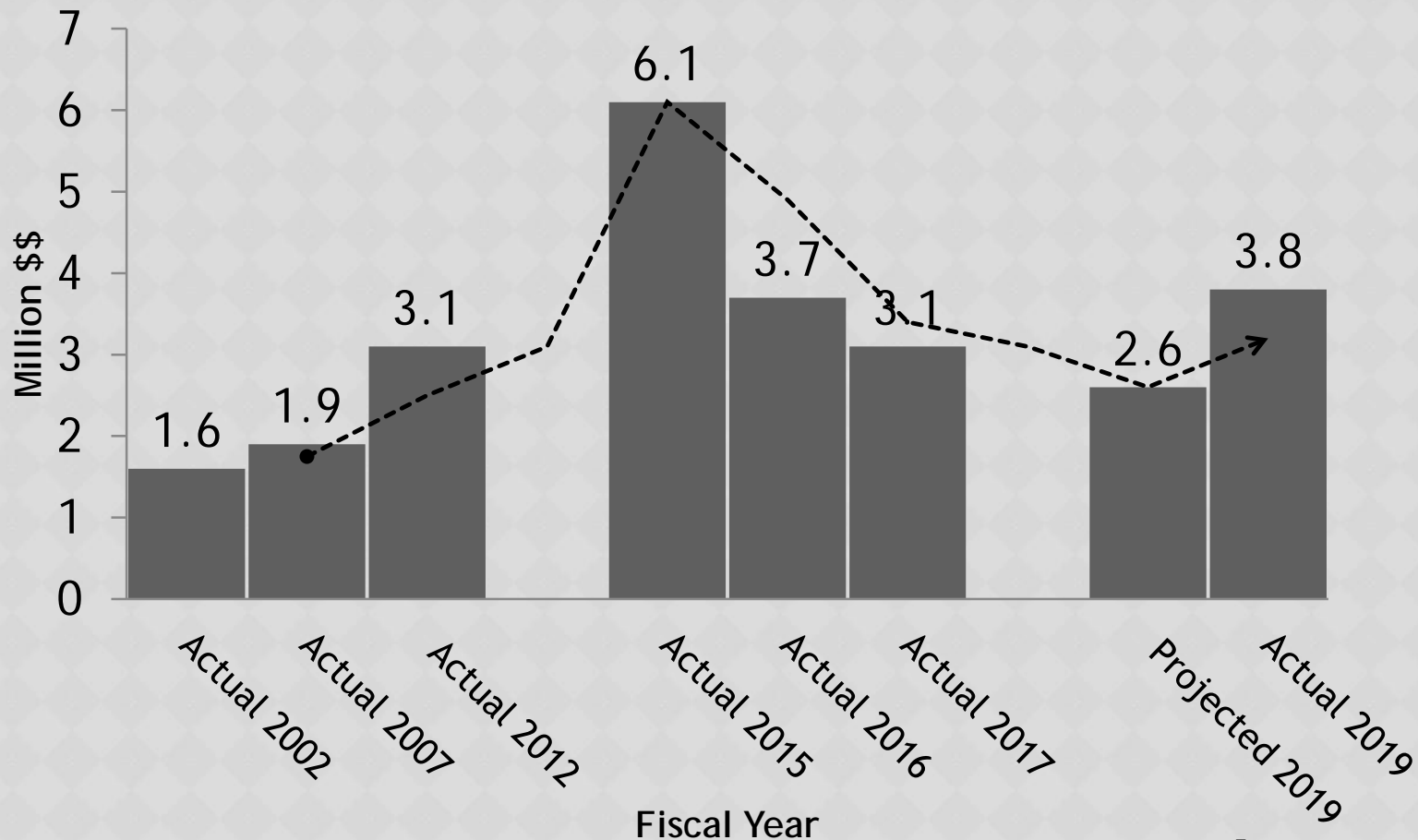
- Budget \$0.7M

- Actual \$2.0M

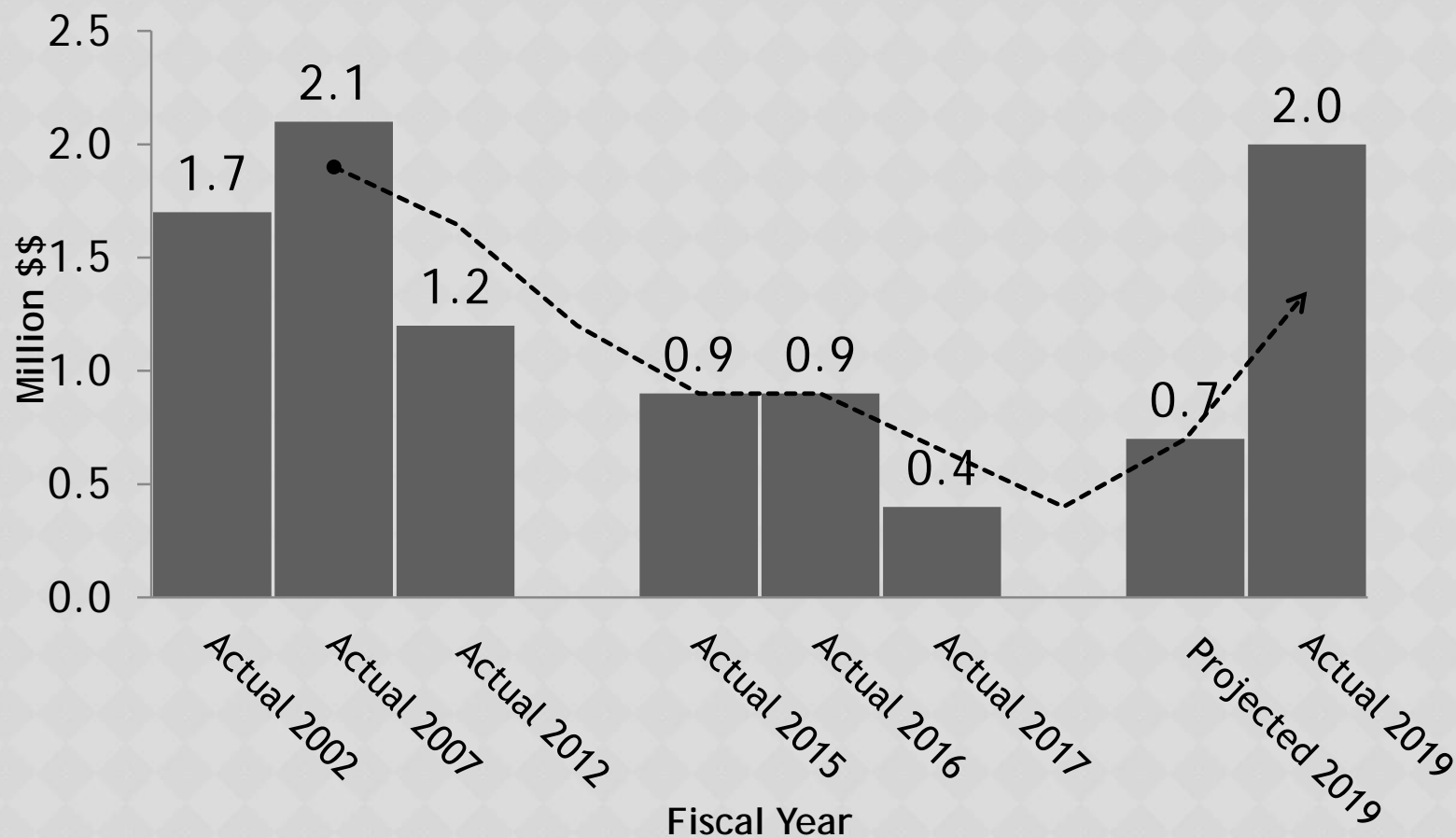
# KENAI PENINSULA BOROUGH SALES TAX



# KENAI PENINSULA BOROUGH PILT/NATIONAL FOREST RECEIPTS



# KENAI PENINSULA BOROUGH INTEREST EARNINGS



# KENAI PENINSULA BOROUGH

## GENERAL FUND

### Expenditures - FY19 Budget to Actual

#### ◎ Personnel

- Budget \$14.3M

- Actual \$13.1M

#### ◎ Services/Supplies/ Capital

- Budget \$4.2M

- Actual \$3.8M

#### ◎ Education/Capital /Disasters

- Budget \$63.6M

- Actual \$64.4M

# KENAI PENINSULA BOROUGH

## GENERAL FUND

### ◎ Personnel Lapse

Assembly/Clerks /Elections	\$ 66,600	Turnover/Vacancy
Mayor	17,975	Turnover/Vacancy
Purchasing & Contracting	26,018	Turnover/Vacancy
HR/Print Shop/Custodial	102,787	Turnover/Leave Taken
IT	62,595	Turnover/Vacancy
Legal	10,876	Leave Taken
Finance	96,777	Turnover/Project Funds
Assessing & Appraisal	211,503	Turnover/Vacancy
Planning/GIS/River Ctr	369,033	Turnover/Vacancy
OEM	32,166	Turnover/Project Funds
Nondepartmental	38,978	Unemployment Benefits



# KENAI PENINSULA BOROUGH

## GENERAL FUND

### ◉ Services/Supplies/ Capital Lapse

- Small lapses within various departments
  - Overall efficiencies
- ◉ Legal Contract Svcs.
  - Projects
- ◉ Finance software
  - timekeeping proj.
- ◉ Transportation/Subs
  - Freeze impact
  - More resourceful methods

### ◉ Education/Capital/ Disasters Additional spend

- November 30, 2018 Earthquake
  - ◉ \$94,500
- Fall 2018 Flooding
  - ◉ \$342,154
- Homer School Boiler
  - ◉ \$425,000

THANK YOU